



INNOVAPURE

Innovate a Pure Solution

Suzhou Innovapure Co., Ltd.

www.innovapure.com



INNOVAPURE
Innovate a Pure Solution

Suzhou Innovapure Co., Ltd.

Add: Building D, Innovation Park, Lekun Road, Leyu Zhen,
Zhangjiagang, Suzhou, Jiangsu Province, China, 215621

Tel: 0512-58637230 E-mail: info@innovapure.com



©Suzhou Innovapure Co., Ltd.
All Copy Rights Reserved

Product Catalogue

Table of Contents

Innovapure Company Profile	03
Innovapure Product Catalogue	05
Industrial & Civilian Use Market Application	
Innovaprene G Series Industrial Peristaltic Pump Tubing	11
Innovaprene F Series Food Grade Peristaltic Pump Tubing	15
Innovaprene S Series Low Spallation Peristaltic Pump Tubing	18
Innovapure MBT (Micro Bore Tubing) Peristaltic Pump Tubing for Analytical Equipment	19
Innovalene Series Tubing	21
Innovalloy Series Chemical Resistant Peristaltic Pump Tubing	30
Innovasil G Series Industrial Platinum Cured Silicone Tubing	33
Innovafleur K Viton Peristaltic Pump Tubing	37
The Medical Market Application	
Innovalene MED 65 Series Medical Grade PVC Tubing	41
Innovalene MED 55 Series Medical Grade PVC Tubing	43
Innovalene 66E Medical Grade TPE Tubing	44
Innovalloy 62V Bilayer Tubing	46
Innovalloy 7000/8000 Medical Grade Bilayer Tubing	47
Innovasil M 50 Medical Grade Silicone Peristaltic Pump Tubing	48
Innovafleur PFA/FEP Fluoropolymer Tubing	49
Innovafleur PTFE Tubing	50

The Bio-pharmaceutical Market Application	
Innovaflex Weldable Thermoplastic Elastomer Tubing	53
Innovasil P 50 Platinum Cured Silicone Tubing	57
Innovaflex BK Tubing	55
Innovaflex ADC Tubing	56
Innovasil P 50 Ultra Platinum Cured Silicone Peristaltic Pump Tubing	59
Innovasil P 65 Platinum Cured Silicone Tubing	60
Innovaprene P Series Pharmaceutical Grade Peristaltic Pump Tubing	61
Innovalloy P Pharmaceutical Grade Chemical Resistant Peristaltic Pump Tubing	65
Innovapure SUA (Single Use Assembly)	67
Innovafit Fluid System Parts	69
Innovaseal Cryopreservation Bag	70
Innovapure Products Chemical Resistance Table	71
Innovapure Products Selection Guide	81
Unit Conversion	83
Notes & Disclaimer	85



Innovapure® Company Introduction

Suzhou Innovapure Co., Ltd. is a high-tech company dedicated to providing a complete set of fluid transmission solutions. Deeply engaged in the development, production and marketing of fluid system components, fluid tubing, hose, peristaltic pump tubing, medical catheters, single-use systems and single use assembly products for biopharmaceutical applications. Our company is located in Suzhou City, Jiangsu Province. Two plants target different tubing products with a total of 3,500 square meters area of standard industrial workshop, and have built two ISO Class 7 clean production rooms that meets the ISO14644 standard.

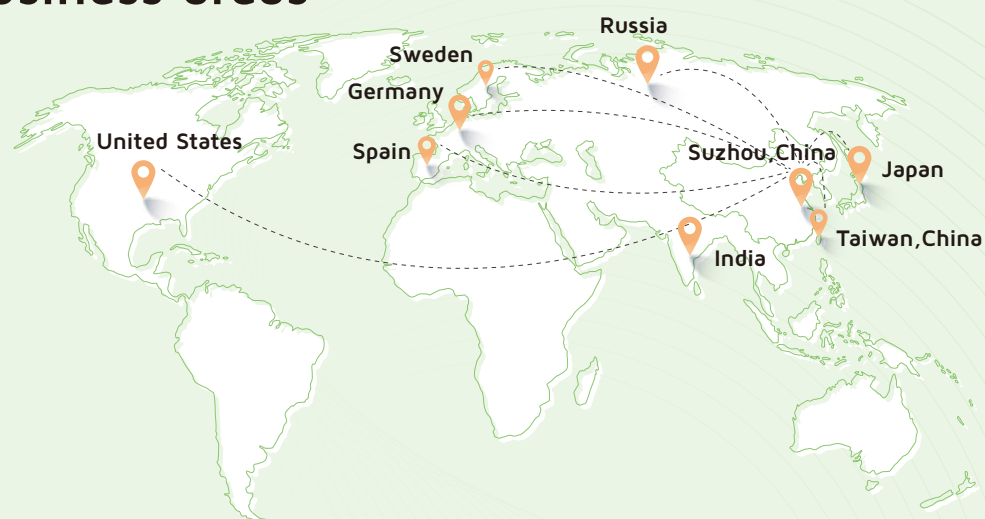
They were fully constructed in accordance with the GMP standard and have passed the ISO 9001 quality system certification. The products fully meet GMP requirements of medical and biopharmaceutical customers. The company's main products include thermoplastic tubing, elastomer tubing, platinum cured silicone tubing, fluoropolymer tubing, multilayer tubing as well as customized new product development and OEM manufacturing, to provide the best customized solutions for customer needs in various markets and applications.

+ Company Profiles

- ISO 9001 quality system certificate
- NEBB ISO Class 7 Clean room certification
- Leading entrepreneurial talents titles
- Dozens of invention and utility model patent applications
- The products have passed multiple validation tests of FDA, USP, ISO 10993 and completed FDA DMF III registration



+ Business areas



+ Market and Application

+ Industrial and civil uses

- Peristaltic pump
- Coffee machine
- Beverage machine
- Inkjet Printers
- 3D printer
- Laboratory analysis instrument
- Household robot
- Automation equipment

+ Medical and Diagnostics

- In-vitro diagnostic equipment
- Medical equipment
- Ventilator
- Hemodialysis
- Medical catheter
- Medical Infusion Pump
- Medical Peristaltic Pump
- ECMO

+ Bio-pharmaceutical

- Cell culture
- Vaccine production
- Aseptic filling
- Chromatography and Filtration
- Single use system
- Cryopreservation
- Precision Peristaltic Pump for final filling process

+ Innovapure® Catalogue

Grade	Features	Regulations	Pump Use	Color	Duro	Steril-ization	Application Field				Page
							Ind.	Food	Med	Bio	
 Innovapure G 55	<ul style="list-style-type: none"> Low duro for micropump Resistance to acid, alkali Resistance to UV and ozone 	RoHS REACH	Y	Black	55	Y	Y				13
 Innovapure GW 55	<ul style="list-style-type: none"> Low duro for micropump Resistance to acid, alkali Resistance to UV and ozone 	RoHS REACH	Y	Beige	55	Y	Y				13
 Innovapure G 60	<ul style="list-style-type: none"> Ultra long pump life Resistance to acid, alkali Resistance to UV and ozone -60 to 120C temperature range 	RoHS REACH	Y	Black	65	Y	Y				11
 Innovapure GW 60	<ul style="list-style-type: none"> Ultra long peristaltic pump life Resistance to acid, alkali Resistance to UV and ozone -60 to 120C temperature range 	RoHS REACH	Y	Beige	65	Y	Y				14
 Innovapure GWC	<ul style="list-style-type: none"> Resistant to all kinds of alkaline detergents, cleaning agents, disinfectants Suitable for small pump in household electronic devices 	RoHS REACH	Y	Beige	55/65	Y	Y				14
 Innovapure F 55	<ul style="list-style-type: none"> Low duro for micropump Resistance to acid, alkali Resistance to UV and ozone Food grade 	FDA	Y	Beige	55	Y	Y	Y	Y		17
 Innovapure F 60	<ul style="list-style-type: none"> Ultra long peristaltic pump life Resistance to acid, alkali Resistance to UV and ozone -60 to 120 degrees temp range Food grade 	FDA	Y	Beige	65	Y	Y	Y	Y		15
 Innovapure FW 60	<ul style="list-style-type: none"> Ultra long peristaltic pump life Resistance to acid, alkali Resistance to UV and ozone Meet FDA food contact Meet EU food contact 	FDA EC No. 1935/2004	Y	White	65	Y	Y	Y	Y		17
 Innovapure xx S	<ul style="list-style-type: none"> Ultra long peristaltic pump life Low spallation from inner wall 		Y			Y	Y	Y	Y		18
★  Innovapure P 60	<ul style="list-style-type: none"> Ultra long peristaltic pump life Resistance to acid, alkali ADCF Bio-pharmaceutical grade Sterilizable 	FDA USP 87 USP Class VI ISO 10993 NSF 51	Y	Beige	65	Y	Y	Y	Y		57
 Innovapure P 60 S	<ul style="list-style-type: none"> Ultra long peristaltic pump life Low spallation from inner wall ADCF Bio grade Sterilizable 	FDA USP 87 USP Class VI ISO 10993 ADCF	Y	Beige	65	Y	Y	Y	Y		59
 Innovapure P60 HP	<ul style="list-style-type: none"> Ultra long peristaltic pump life Low spallation from inner wall ADCF Bio-pharmaceutical grade Up to 4 bar working pressure 	FDA USP 87 USP Class VI ISO 10993 ADCF	Y	Beige	75	Y	Y	Y	Y		60
★  Micro Bore Tubing (MBT)	<ul style="list-style-type: none"> Various materials are available Customized stops color, stop distance and flared ends Suitable for analytical instrument use Accurate flow rate 		Y				Y	Y	Y		19

Grade	Features	Regulations	Pump Use	Color	Duro	Steril-ization	Application Field				Page
							Ind.	Food	Med	Bio	
 Innovalene 1185	<ul style="list-style-type: none"> TPU tubing Transparent Chemical resistance UV resistance 	RoHS REACH		Clear	85	Y	Y		Y		21
 Innovalene 1280	<ul style="list-style-type: none"> TPU tubing Transparent Chemical resistance Use under low temperature Resistance to fuel and lubricant 	RoHS REACH		Clear	80	Y	Y		Y		21
 Innovalene 23/2400	<ul style="list-style-type: none"> EVA tubing Use under low temperature Chemical resistance 	RoHS REACH		Clear	88-95	Y	Y		Y		22
 Innovalene 3500	<ul style="list-style-type: none"> PVC tubing Resistance to UV and ozone Resistance to fuel, lubricant and ink For peristaltic pump use 	RoHS REACH	Y	Yellow	65				Y		24
 Innovalene 4365	<ul style="list-style-type: none"> Resistance to corrosive chemicals No staining, no absorption For peristaltic pump use Plasticizer free 	RoHS REACH	Y	Clear	65	Y	Y		Y		27
 Innovalene 4375	<ul style="list-style-type: none"> Resistance to corrosive chemicals No staining, no absorption Ultra smooth inner wall Plasticizer free 	RoHS REACH		Clear	75	Y	Y		Y		25
 Innovalene 4375 BK	<ul style="list-style-type: none"> For 3D printer and ink printer Resistance to ink and photo-sensitive chemicals Resistance to corrosive chemicals Opaque in black for UV block 	RoHS REACH		Black	75				Y		25
 Innovalene 4500	<ul style="list-style-type: none"> For peristaltic pump use Resistance to chemicals Plasticizer free Weldable Resistance to ETOH 	FDA USP Class VI	Y	Clear	60	Y	Y		Y	Y	28
 Innovalene XP	<ul style="list-style-type: none"> Long peristaltic pump life Transparent Resistance to corrosive chemicals Plasticizer free 	FDA	Y	Clear	65	Y	Y		Y		23
★  Innovalene MED 55	<ul style="list-style-type: none"> Low duro for micropump Resistance to acid, alkali Resistance to UV and ozone Transparent With stoppers 	ISO10993	Y	Clear	55	Y	Y		Y		43
★  Innovalene MED 65	<ul style="list-style-type: none"> Ultra clear Ultra smooth inner wall For medical devices use ISO 10993 	FDA USP 87 ISO 10993		Clear	65	Y	Y		Y		41
 Innovalene IND 65	<ul style="list-style-type: none"> Ultra clear For industrial use Cost effective Non-DEHP 	RoHS REACH		Clear	65				Y		29
 Innovalene 66E	<ul style="list-style-type: none"> Ultra clear Ultra smooth inner wall PVC alternative For medical devices Plasticizer free 	FDA USP 87 ISO 10993		Clear	65	Y	Y		Y		44

*Consult Innovapure representative for regulation compliance

+ Innovapure® Catalogue

Grade	Features	Regulations	Pump Use	Color	Duro	Sterilization	Application Field				Page
							Ind.	Food	Med	Bio	
Innovalloy 3000	<ul style="list-style-type: none"> Bilayer configuration For micro pump use Strong chemical resistance 	RoHS REACH	Y	Clear	70	Y	Y	Y	Y		30
★ Innovalloy 4000	<ul style="list-style-type: none"> Bilayer configuration For peristaltic pump use Strong chemical resistance 	FDA RoHS REACH	Y	Beige	70	Y	Y	Y	Y		31
Innovalloy 62V	<ul style="list-style-type: none"> Bilayer configuration Transparent Strong chemical resistance For medical device 	FDA RoHS REACH		Clear	50D	Y	Y	Y	Y		46
Innovalloy 7000	<ul style="list-style-type: none"> Bilayer configuration Transparent Strong chemical resistance For medical device Flexible vs Innovalloy 8000 	FDA RoHS REACH		Clear	50D 70A	Y	Y	Y	Y		47
Innovalloy 8000	<ul style="list-style-type: none"> Bilayer configuration Transparent Strong chemical resistance For medical device 	FDA RoHS REACH		Clear	50D 85A	Y	Y	Y	Y		47
Innovalloy P 60	<ul style="list-style-type: none"> Bilayer configuration Strong chemical resistance Ultra long pump life Sterilizabile 	FDA ISO 10993	Y	Beige	70	Y	Y	Y	Y		65
Innovafuor PTFE	<ul style="list-style-type: none"> Made in clean room Semi-conductor grade 	FDA		White	60D	Y	Y	Y	Y		50
Innovafuor PFA/FEP	<ul style="list-style-type: none"> Made in clean room Semi-conductor grade 	FDA REACH		Clear	60D	Y	Y	Y	Y		49
★ Innovafuor K	<ul style="list-style-type: none"> FKM tubing Resistance to corrosive chemical For peristaltic pump use 	FDA RoHS	Y	Black	60	Y	Y	Y	Y		37

Grade	Features	Regulations	Pump Use	Color	Duro	Sterilization	Application Field				Page
							Ind.	Food	Med	Bio	
Innovasil G 50	<ul style="list-style-type: none"> Pt cured silicone tubing For industrial use 	RoHS REACH	Y	Clear	50	Y	Y				35
★ Innovasil G 60 Ultra	<ul style="list-style-type: none"> Pt cured silicone tubing For industrial use For peristaltic pump use Ultra long pump life 	RoHS REACH	Y	Clear	62	Y	Y				33
Innovasil HP	<ul style="list-style-type: none"> Pt cured silicone tubing For industrial use For peristaltic pump use 2 bar working pressure 	FDA USP 87 USP Class VI ISO 10993 ADCF	Y	Clear	62	Y	Y	Y	Y		36
Innovasil M	<ul style="list-style-type: none"> Pt cured silicone tubing For medical use 	FDA RoHS REACH	Y	Clear	50/62	Y		Y	Y		48
★ Innovasil P 50	<ul style="list-style-type: none"> Pt cured silicone tubing For bio-pharma use Stable flow rate for final filling Full validation studies USP & ISO 10993 	FDA USP 87 USP Class VI ISO 10993 ADCF	Y	Clear	50	Y		Y	Y	Y	57
Innovasil P 50 Ultra	<ul style="list-style-type: none"> Pt cured silicone tubing For bio-pharma use For peristaltic pump use Long pump life USP & ISO 10993 	FDA USP 87 USP Class VI ISO 10993 ADCF	Y	Clear	50	Y		Y	Y	Y	59
Innovasil P 65	<ul style="list-style-type: none"> Pt cured silicone tubing For bio-pharma use Stable flow rate for final filling Full validation studies USP & ISO 10993 	FDA USP 87 USP Class VI ISO 10993 ADCF	Y	Clear	62	Y		Y	Y	Y	60
★ Innovaflex	<ul style="list-style-type: none"> TPE tubing For bio-pharma use Thermal weldable Full validation studies USP & ISO 10993 	FDA USP 87 USP Class VI ISO 10993 ADCF	Y	Clear	60	Y				Y	53
Innovaflex BK	<ul style="list-style-type: none"> TPE tubing For bio-pharma use Thermal weldable Full validation studies USP & ISO 10993 	FDA USP 87 USP Class VI ISO 10993 ADCF	Y	Black	60	Y				Y	55
Innovaflex ADC	<ul style="list-style-type: none"> TPE tubing For bio-pharma use Full validation studies USP & ISO 10993 	FDA USP 87 USP Class VI ISO 10993 ADCF		Clear	50D	Y				Y	56
Single use assembly (SUA)	<ul style="list-style-type: none"> For bio-pharma use Customized design Full validation studies USP & ISO 10993 Fully customized design 		Y			Y			Y	Y	67
Innovafit parts	<ul style="list-style-type: none"> For bio-pharma use Packed in clean room Sterilizabile 	RoHS REACH				Y			Y		69
Innovaseal Cryopreservation bag	<ul style="list-style-type: none"> For bio-pharma use Customized design Full validation studies USP & ISO 10993 Flexible under -200 C 	FDA USP 87 USP Class VI ISO 10993 ADCF				Y				Y	70



Peristaltic pump



Environmental Analysis



Cleaning equipment



Beverage filling

Industrial & Civilian use Market Application



- Innovaprene F/G/FW/GW Peristaltic Pump Tubing
- Innovalloy Chemical Resistant Peristaltic Pump Tubing
- Innovafleur K/PTFE/PFA Fluoropolymer Tubing
- Innovalene EVA/LDPE/TPU/PVC Tubing
- Innovasil F/G Platinum Cured Silicone Tube



+ Innovaprene® G 60

Industrial grade peristaltic pump tubing



Ultra-long peristaltic pump life, RoHS/REACH compliant, suitable for various industrial and civil peristaltic pumps.

RoHS/REACH
Industrial Grade

The G/GW series have a low permanent compression deformation, which can ensure that the peristaltic pump tubing can rebound to its original shape even if it is continuously squeezed during the long-term use in peristaltic pump, ensuring the stability of the fluid transmission flow. At the same time, it adopts a specially developed formula,

complies with RoHS and REACH standards, and has high safety. It can be widely used in various high and low temperature environments (-60 degrees to 140 degrees), and gas transmission, chemical substance transportation, washing industries, 3D printing, mopping machines and sweepers are equipped with peristaltic pumps.

+ Features

- Long peristaltic pump life
- Stable flow rate reduces frequent calibration
- Good chemical resistance
- Beige or black UV resistant opaque
- Low gas permeability
- -60 degrees to 140 degrees use range
- Corresponding to various hardness from 55A to 70A
- Available in various metric and imperial sizes

+ Regulations & Certifications

- RoHS Compliant
- Compliant with REACH

+ Application

- Industrial Peristaltic Pumps
- Vacuum pump
- Gas transfer line
- Chemical Reagent Transfer H
- Washing machine
- Sweeper
- Mopping machine
- For other miniature peristaltic pumps

+ Innovaprene® G 60 Typical Physical Properties

Physical Properties Table	Test Methods	Unit	Typical Value
Color	-		Black
Shore A hardness, 5sec	ASTM D 2240		67
Density	ASTM D 792		0.97
Operating temperature		°C	-60°C to +140°C
UV Resistance			Excellent
Gas permeability rate			Medium
Water absorption rate			Low
Tensile strength at break	ASTM D 412	Mpa	6.80
Tensile elongation at break	ASTM D 412	%	500
Tear tensile strength	ASTM D1004-94	kN/m	22
Permanent compression set, 70°C22hrs	ASTM D395-98-B	%	18
Embrittlement temperature	ASTM D 746	°C	-60

+ Innovaprene® G 60 Inventorized Sizes*

*Other calibers, lengths or packing methods can be customized

Cat. No.	Model No.	ID		OD		Wall Thickness		Length Per Package		Minimum Bending Radius	RECO Working Pressure	RECO Vacuum Pressure
		(mm)	(inch)	(mm)	(inch)	(mm)	(inch)	(m)	(foot)			
PG60-201-0050-0150	Metric size	0.50		1.50		0.50		15.2	50	2mm		1.0bar
PG60-201-0079-0397	13#	0.79	1/32	3.97	5/32	1.59	1/16	15.2	50	3mm	6.8bar	1.0bar
PG60-201-0100-0200	Metric size	1.00		2.00		0.50		15.2	50	3mm		1.0bar
PG60-201-0150-0250	Metric size	1.50		2.50		0.50		15.2	50	3mm		1.0bar
PG60-201-0100-0300	Metric size	1.00		3.00		1.00		15.2	50	6mm		1.0bar
PG60-201-0159-0318		1.59	1/16	3.18	1/8	0.79	1/32	15.2	50	6mm	2.1bar	1.0bar
PG60-201-0159-0476	14#	1.59	1/16	4.76	3/16	1.59	1/16	15.2	50	6mm	2.9bar	1.0bar
PG60-201-0159-0635	119#	1.59	1/16	6.35	1/4	2.38	3/32	15.2	50			
PG60-201-0200-0400	Metric size	2.00		4.00		1.00		15.2	50			
PG60-201-0238-0556	19#	2.38	3/32	5.56	7/32	1.59	1/16	15.2	50	6mm	2.5bar	1.0bar
PG60-201-0300-0500	Metric size	3.00		5.00		1.00		15.2	50			
PG60-201-0318-0476		3.18	1/8	4.76	3/16	0.79	1/32	15.2	50	12mm	1.1bar	0.8bar
PG60-201-0318-0635	16#	3.18	1/8	6.35	1/4	1.59	1/16	15.2	50	12mm	1.6bar	1.0bar
PG60-201-0318-0794	120#	3.18	1/8	7.94	5/16	2.38	3/32	15.2	50			
PG60-201-0397-0714		3.97	5/32	7.14	9/32	1.59	1/16	15.2	50			
PG60-201-0476-0794	25#	4.76	3/16	7.94	5/16	1.59	1/16	15.2	50	19mm	1.1bar	1.0bar
PG60-201-0476-0953	15#	4.76	3/16	9.53	3/8	2.38	3/32	15.2	50	12mm	1.6bar	1.0bar
PG60-201-0635-0953	17#	6.35	1/4	9.53	3/8	1.59	1/16	15.2	50	22mm	0.9bar	1.0bar
PG60-201-0635-1111	24#	6.35	1/4	11.11	7/16	2.38	3/32	15.2	50	19mm	1.3bar	1.0bar
PG60-201-0635-1270	26#	6.34	1/4	12.70	1/2	3.18	1/8	15.2	50	19mm	1.6bar	1.0bar
PG60-201-0794-1111	18#	7.94	5/16	11.11	7/16	1.59	1/16	15.2	50	32mm	0.9bar	0.7bar
PG60-201-0794-1270	35#	7.94	5/16	12.70	1/2	2.38	3/32	15.2	50	25mm	1.0bar	1.0bar
PG60-201-0953-1270	96#	9.53	3/8	12.70	1/2	1.59	1/16	15.2	50	35mm	0.6bar	0.5bar
PG60-201-0953-1429	36#	9.53	3/8	14.29	9/16	2.38	3/32	15.2	50	38mm	0.9bar	1.0bar
PG60-201-0953-1588	73#	9.53	3/8	15.88	5/8	3.18	1/8	15.2	50	29mm	1.1bar	1.0bar
PG60-201-1111-1429		11.11	7/16	14.29	9/16	1.59	1/16	15.2	50	57mm	0.5bar	0.2bar
PG60-201-1270-1588		12.70	1/2	15.88	5/8	1.59	1/16	15.2	50	76mm	0.5bar	0.5bar
PG60-201-1270-1905	82#	12.70	1/2	19.05	3/4	3.18	1/8	15.2	50	29mm	0.9bar	1.0bar
PG60-201-1270-2223	88#	12.70	1/2	22.23	7/8	4.76	3/16	15.2	50	80mm	1.3bar	1.2bar
PG60-201-1588-2064		15.88	5/8	20.64	13/16	2.38	3/32	15.2	50	83mm	0.6bar	0.3bar
PG60-101-1588-2223	184#	15.88	5/8	22.23	7/8	3.18	1/8	7.62	25	70mm	0.8bar	0.7bar
PG60-101-1588-2540	89#	15.88	5/8	25.4	1	4.76	3/16	7.62	25			
PG60-101-1905-2540		19.05	3/4	25.4	1	3.18	1/8	7.62	25	89mm	0.6bar	0.5bar
PG60-101-1905-2858	191#	19.05	3/4	28.58	1-1/8	4.76	3/16	7.62	25			
PG60-101-1905-3175	91#	19.05	3/4	31.75	1-1/4	6.35	1/4	7.62	25			
PG60-101-2540-3175		25.40	1	31.75	1-1/4	3.18	1/8	7.62	25	127mm	0.5bar	0.2bar
PG60-101-2540-3493	92#	25.40	1	34.93	1-3/8	4.76	3/16	7.62	25			
PG60-101-2540-3810		25.40	1	38.10	1-1/2	6.35	1/4	7.62	25			

*The recommended working pressure is the calculated value of the burst pressure measured by ASTM D1599 at a ratio of 1:4 at 23 degrees

+ Innovaprene® G55 / GW55 Peristaltic Pump Tubing

The G/GW series have a low permanent compression deformation, which can ensure that the peristaltic pump can rebound to the original shape even if it is continuously squeezed during the long-term use of the peristaltic pump, ensuring the stability of the liquid transmission flow. At the same time, it adopts a specially developed formula, which improves the tolerance to various organic solvents and has a very high cost performance. It can be widely used in various high and low temperature environments (-60 degrees to 120 degrees), organic acid and alkali solution transportation, positive and negative in the field of compressed gas transmission.



With strong chemical resistance, weather resistance, ultraviolet resistance, good resilience and other advantages, it can be widely used in aviation equipment, household electronic products sweeping robot, mopping robot, fragrance machine, analytical instruments and other micro peristaltic pump.

Adopt precision extrusion process, strictly control the dimensional tolerance, and can customize the cutting length. It can also be used for secondary treatment processes such as bonding buckle, flaring, coding, laser etching, etc., and customized production.

+ Innovaprene® G 55/ GW 55 Product Specification

Industrial Grade Peristaltic Pump Tubing																						
Feature	Low hardness peristaltic pump tubing is suitable for low torque miniature peristaltic pumps <ul style="list-style-type: none"> Steady flow Chemical resistance, resistant to dye, detergent, vinegar, etc. UV resistant and opaque -60°C to 140°C temperature range RoHS and REACH compliant 																					
Caution	<ul style="list-style-type: none"> Avoid high rpm Avoid back pressure 																					
Material	<ul style="list-style-type: none"> Thermoplastic Elastomer 																					
Operating temperature range	-60 °C to +140°C																					
Physical properties	<table border="0"> <tr> <td>Shore A Hardness ASTM D 2240</td> <td>Color</td> <td>G55 Black / GW 55 Beige</td> </tr> <tr> <td>Density ASTM D792</td> <td></td> <td>58A</td> </tr> <tr> <td>Tensile Strength at Break ASTM D 412</td> <td></td> <td>0.97 g/cm³</td> </tr> <tr> <td>Tensile Elongation ASTM D 412</td> <td></td> <td>5.80 MPa</td> </tr> <tr> <td>Tear Strength ASTM D 1004-94</td> <td></td> <td>410 %</td> </tr> <tr> <td>Permanent Compression Set 70°C 22Hrs ASTM D 395</td> <td></td> <td>17 kN/m</td> </tr> <tr> <td></td> <td></td> <td>22 %</td> </tr> </table>	Shore A Hardness ASTM D 2240	Color	G55 Black / GW 55 Beige	Density ASTM D792		58A	Tensile Strength at Break ASTM D 412		0.97 g/cm ³	Tensile Elongation ASTM D 412		5.80 MPa	Tear Strength ASTM D 1004-94		410 %	Permanent Compression Set 70°C 22Hrs ASTM D 395		17 kN/m			22 %
Shore A Hardness ASTM D 2240	Color	G55 Black / GW 55 Beige																				
Density ASTM D792		58A																				
Tensile Strength at Break ASTM D 412		0.97 g/cm ³																				
Tensile Elongation ASTM D 412		5.80 MPa																				
Tear Strength ASTM D 1004-94		410 %																				
Permanent Compression Set 70°C 22Hrs ASTM D 395		17 kN/m																				
		22 %																				
Regulations and Certifications	RoHS, REACH																					
Sterilization	121 °C 30 minutes steam sterilization single time ETO ethylene oxide sterilized single time 25kGy irradiation sterilization single time																					
Gas permeability	<table border="0"> <tr> <td>CO₂</td> <td>1200</td> <td>Gas volume [cm³] x wall thickness [mm]</td> <td rowspan="4">X 10⁻¹⁰</td> </tr> <tr> <td>O₂</td> <td>200</td> <td>Inner Diameter Sectional Area [cm²] x Time [sec]</td> </tr> <tr> <td>N₂</td> <td>80</td> <td>x Pressure drop along pipe wall [cm Hg]</td> </tr> <tr> <td></td> <td></td> <td></td> </tr> </table>	CO ₂	1200	Gas volume [cm ³] x wall thickness [mm]	X 10 ⁻¹⁰	O ₂	200	Inner Diameter Sectional Area [cm ²] x Time [sec]	N ₂	80	x Pressure drop along pipe wall [cm Hg]											
CO ₂	1200	Gas volume [cm ³] x wall thickness [mm]	X 10 ⁻¹⁰																			
O ₂	200	Inner Diameter Sectional Area [cm ²] x Time [sec]																				
N ₂	80	x Pressure drop along pipe wall [cm Hg]																				
Odor Toxicity	none																					
Theoretical service life	at 0 bar life 800 hrs at 0.7 bar 400 hrs																					

+ Innovaprene® G55 / GW55 Nomenclature

Innovaprene® G 55 PG40- Innovaprene® GW 55 PW40-

*Other calibers, lengths or packing methods can be customized

Cat. No.	Model	ID		OD		Wall Thickness		Per Package Length*	
		(mm)	(inch)	(mm)	(inch)	(mm)	(inch)	(m)	(foot)
P□40-201-0050-0150	Metric size	0.50		1.50		0.50		15.2	50
P□40-201-0079-0397	13#	0.79	1/32	3.97	5/32	1.59	1/16	15.2	50
P□40-201-0100-0200	Metric size	1.00		2.00		0.50		15.2	50
P□40-201-0150-0250	Metric size	1.50		2.50		0.50		15.2	50
P□40-201-0100-0300	Metric size	1.00		3.00		1.00		15.2	50
P□40-201-0159-0318		1.59	1/16	3.18	1/8	0.79	1/32	15.2	50
P□40-201-0159-0476	14#	1.59	1/16	4.76	3/16	1.59	1/16	15.2	50
P□40-201-0159-0635	119#	1.59	1/16	6.35	1/4	2.38	3/32	15.2	50
P□40-201-0200-0400	Metric size	2.00		4.00		1.00		15.2	50
P□40-201-0238-0556	19#	2.38	3/32	5.56	7/32	1.59	1/16	15.2	50
P□40-201-0300-0500	Metric size	3.00		5.00		1.00		15.2	50
P□40-201-0318-0476		3.18	1/8	4.76	3/16	0.79	1/32	15.2	50
P□40-201-0318-0635	16#	3.18	1/8	6.35	1/4	1.59	1/16	15.2	50
P□40-201-0318-0794	120#	3.18	1/8	7.94	5/16	2.38	3/32	15.2	50
P□40-201-0397-0714		3.97	5/32	7.14	9/32	1.59	1/16	15.2	50
P□40-201-0476-0794	25#	4.76	3/16	7.94	5/16	1.59	1/16	15.2	50
P□40-201-0476-0953	15#	4.76	3/16	9.53	3/8	2.38	3/32	15.2	50
P□40-201-0635-0953	17#	6.35	1/4	9.53	3/8	1.59	1/16	15.2	50
P□40-201-0635-1111	24#	6.35	1/4	11.11	7/16	2.38	3/32	15.2	50
P□40-201-0635-1270	26#	6.34	1/4	12.70	1/2	3.18	1/8	15.2	50
P□40-201-0794-1111	18#	7.94	5/16	11.11	7/16	1.59	1/16	15.2	50
P□40-201-0794-1270	35#	7.94	5/16	12.70	1/2	2.38	3/32	15.2	50
P□40-201-0953-1270	96#	9.53	3/8	12.70	1/2	1.59	1/16	15.2	50
P□40-201-0953-1429	36#	9.53	3/8	14.29	9/16	2.38	3/32	15.2	50
P□40-201-0953-1588	73#	9.53	3/8	15.88	5/8	3.18	1/8	15.2	50
P□40-201-1111-1429		11.11	7/16	14.29	9/16	1.59	1/16	15.2	50
P□40-201-1270-1588		12.70	1/2	15.88	5/8	1.59	1/16	15.2	50
P□40-201-1270-1905	82#	12.70	1/2	19.05	3/4	3.18	1/8	15.2	50
P□40-201-1270-2223	88#	12.70	1/2	22.23	7/8	4.76	3/16	15.2	50
P□40-201-1588-2064		15.88	5/8	20.64	13/16	2.38	3/32	15.2	50
P□40-101-1588-2223	184#	15.88	5/8	22.23	7/8	3.18	1/8	7.62	25
P□40-101-1588-2540	89#	15.88	5/8	25.4	1	4.76	3/16	7.62	25
P□40-101-1905-2540		19.05	3/4	25.4	1	3.18	1/8	7.62	25
P□40-101-1905-2858	191#	19.05	3/4	28.58	1-1/8	4.76	3/16	7.62	25
P□40-101-1905-3175	91#	19.05	3/4	31.75	1-1/4	6.35	1/4	7.62	25
P□40-101-2540-3175		25.40	1	31.75	1-1/4	3.18	1/8	7.62	25
P□40-101-2540-3493	92#	25.40	1	34.93	1-3/8	4.76	3/16	7.62	25
P□40-101-2540-3810		25.40	1	38.10	1-1/2	6.35	1/4	7.62	25

+ Innovaprene® GW60 / GWC Peristaltic Pump Tubing

- Longest service life of Innovaprene tubing material
- Excellent choice where high elasticity and good chemical resistance is needed



Innovaprene GW 60 is a peristaltic pump tubing with a hardness of Shore A67, which has a theoretical peristaltic pump service life of more than 1,000 hours and high cost performance.

Innovaprene GWC is a peristaltic pump tube with Shore A hardness of 58, which is specially adapted to low-torque micro peristaltic pumps. Compared with the GW55 series, it adopts a special formula. Under long-term immersion conditions, it has the advantages of invariability and resilience retention, and is suitable for applications such as sweepers and moppers.

*Other calibers, lengths or packing methods can be customized

Cat. No.	Model	ID		OD		Wall Thickness		Per Package Length*	
		(mm)	(inch)	(mm)	(inch)	(mm)	(inch)	(m)	(foot)
PW60-201-0050-0150	Metric size	0.50		1.50		0.50		15.2	50
PW60-201-0079-0397	13#	0.79	1/32	3.97	5/32	1.59	1/16	15.2	50
PW60-201-0100-0200	Metric size	1.00		2.00		0.50		15.2	50
PW60-201-0150-0250	Metric size	1.50		2.50		0.50		15.2	50
PW60-201-0100-0300	Metric size	1.00		3.00		1.00		15.2	50
PW60-201-0159-0318		1.59	1/16	3.18	1/8	0.79	1/32	15.2	50
PW60-201-0159-0476	14#	1.59	1/16	4.76	3/16	1.59	1/16	15.2	50
PW60-201-0159-0635	119#	1.59	1/16	6.35	1/4	2.38	3/32	15.2	50
PW60-201-0200-0400	Metric size	2.00		4.00		1.00		15.2	50
PW60-201-0238-0556	19#	2.38	3/32	5.56	7/32	1.59	1/16	15.2	50
PW60-201-0300-0500	Metric size	3.00		5.00		1.00		15.2	50
PW60-201-0318-0476		3.18	1/8	4.76	3/16	0.79	1/32	15.2	50
PW60-201-0318-0635	16#	3.18	1/8	6.35	1/4	1.59	1/16	15.2	50
PW60-201-0318-0794	120#	3.18	1/8	7.94	5/16	2.38	3/32	15.2	50
PW60-201-0397-0714		3.97	5/32	7.14	9/32	1.59	1/16	15.2	50
PW60-201-0476-0794	25#	4.76	3/16	7.94	5/16	1.59	1/16	15.2	50
PW60-201-0476-0953	15#	4.76	3/16	9.53	3/8	2.38	3/32	15.2	50
PW60-201-0635-0953	17#	6.35	1/4	9.53	3/8	1.59	1/16	15.2	50
PW60-201-0635-1111	24#	6.35	1/4	11.11	7/16	2.38	3/32	15.2	50
PW60-201-0635-1270	26#	6.34	1/4	12.70	1/2	3.18	1/8	15.2	50
PW60-201-0794-1111	18#	7.94	5/16	11.11	7/16	1.59	1/16	15.2	50
PW60-201-0794-1270	35#	7.94	5/16	12.70	1/2	2.38	3/32	15.2	50
PW60-201-0953-1270	96#	9.53	3/8	12.70	1/2	1.59	1/16	15.2	50
PW60-201-0953-1429	36#	9.53	3/8	14.29	9/16	2.38	3/32	15.2	50
PW60-201-0953-1588	73#	9.53	3/8	15.88	5/8	3.18	1/8	15.2	50
PW60-201-1111-1429		11.11	7/16	14.29	9/16	1.59	1/16	15.2	50
PW60-201-1270-1588		12.70	1/2	15.88	5/8	1.59	1/16	15.2	50
PW60-201-1270-1905	82#	12.70	1/2	19.05	3/4	3.18	1/8	15.2	50
PW60-201-1270-2223	88#	12.70	1/2	22.23	7/8	4.76	3/16	15.2	50
PW60-201-1588-2064		15.88	5/8	20.64	13/16	2.38	3/32	15.2	50
PW60-101-1588-2223	184#	15.88	5/8	22.23	7/8	3.18	1/8	7.62	25
PW60-101-1588-2540	89#	15.88	5/8	25.4	1	4.76	3/16	7.62	25
PW60-101-1905-2540		19.05	3/4	25.4	1	3.18	1/8	7.62	25
PW60-101-1905-2858	191#	19.05	3/4	28.58	1-1/8	4.76	3/16	7.62	25
PW60-101-1905-3175	91#	19.05	3/4	31.75	1-1/4	6.35	1/4	7.62	25
PW60-101-2540-3175		25.40	1	31.75	1-1/4	3.18	1/8	7.62	25
PW60-101-2540-3493	92#	25.40	1	34.93	1-3/8	4.76	3/16	7.62	25
PW60-101-2540-3810		25.40	1	38.10	1-1/2	6.35	1/4	7.62	25

Note

For detailed compatibility with various chemical solvents, please refer to "Innovaprene® Product Chemical Compatibility Information Sheet" or consult our sales personnel.

+ Innovaprene® GW60/ GWC Product Specification

Industrial Grade Peristaltic Pump Tubing																						
Feature	Low hardness peristaltic pump tubing is suitable for low torque miniature peristaltic pumps <ul style="list-style-type: none"> Steady flow Chemical resistance, resistant to dye, detergent, vinegar, etc. UV resistant and opaque -60°C to 140°C temperature range RoHS and REACH compliant 																					
Caution	<ul style="list-style-type: none"> Avoid high rpm Avoid back pressure 																					
Material	<ul style="list-style-type: none"> Thermoplastic Elastomer 																					
Operating temperature range																						
Physical properties	<table border="0"> <tr> <td>Shore A Hardness ASTM D 2240</td> <td>Color</td> <td>Beige</td> </tr> <tr> <td>Density ASTM D792</td> <td></td> <td>GW60 67A, GWC 58A</td> </tr> <tr> <td>Tensile Strength at Break ASTM D 412</td> <td></td> <td>0.97 g/cm³</td> </tr> <tr> <td>Tensile Elongation ASTM D 412</td> <td></td> <td>710 MPa</td> </tr> <tr> <td>Tear Strength ASTM D 1004-94</td> <td></td> <td>410 %</td> </tr> <tr> <td>Permanent Compression Set 70°C 22Hrs ASTM D 395</td> <td></td> <td>22kN/m</td> </tr> <tr> <td></td> <td></td> <td>24 %</td> </tr> </table>	Shore A Hardness ASTM D 2240	Color	Beige	Density ASTM D792		GW60 67A, GWC 58A	Tensile Strength at Break ASTM D 412		0.97 g/cm ³	Tensile Elongation ASTM D 412		710 MPa	Tear Strength ASTM D 1004-94		410 %	Permanent Compression Set 70°C 22Hrs ASTM D 395		22kN/m			24 %
Shore A Hardness ASTM D 2240	Color	Beige																				
Density ASTM D792		GW60 67A, GWC 58A																				
Tensile Strength at Break ASTM D 412		0.97 g/cm ³																				
Tensile Elongation ASTM D 412		710 MPa																				
Tear Strength ASTM D 1004-94		410 %																				
Permanent Compression Set 70°C 22Hrs ASTM D 395		22kN/m																				
		24 %																				
Regulations and Certifications	RoHS, REACH																					
Sterilization	121 °C 30 minutes steam sterilization single time ETO ethylene oxide sterilized single time 25kGy irradiation sterilization single time																					
Gas permeability	<table border="0"> <tr> <td>CO₂</td> <td>1200</td> <td>Gas volume [cm³] x wall thickness [mm]</td> <td rowspan="4">X 10⁻¹⁰</td> </tr> <tr> <td>O₂</td> <td>200</td> <td>Inner Diameter Sectional Area [cm²] x Time [sec]</td> </tr> <tr> <td>N₂</td> <td>80</td> <td>x Pressure drop along pipe wall [cm Hg]</td> </tr> <tr> <td></td> <td></td> <td></td> </tr> </table>	CO ₂	1200	Gas volume [cm ³] x wall thickness [mm]	X 10 ⁻¹⁰	O ₂	200	Inner Diameter Sectional Area [cm ²] x Time [sec]	N ₂	80	x Pressure drop along pipe wall [cm Hg]											
CO ₂	1200	Gas volume [cm ³] x wall thickness [mm]	X 10 ⁻¹⁰																			
O ₂	200	Inner Diameter Sectional Area [cm ²] x Time [sec]																				
N ₂	80	x Pressure drop along pipe wall [cm Hg]																				
Odor Toxicity	none																					
Theoretical service life	at 0 bar life 1000 hrs at 0.7 bar 500 hrs																					

+ Innovaprene® F/FW

Food grade peristaltic pump tubing*



Ultra-long peristaltic pump service life, in line with FDA food contact standards, suitable for peristaltic pump tubing for various food and beverage applications.

Compliant with FDA food contact requirements

Food Grade

The F/FW series has a low permanent compression deformation, which can ensure that the peristaltic pump can rebound to the original shape even if it is continuously squeezed during the long-term use of the peristaltic pump, ensuring the stability of the liquid transmission flow. At the same time, it adopts a specially developed formula, which

complies with FDA 21CFR 177.2600 food contact standards, has extremely high safety, and can be widely used in various high and low temperature environments (-60 degrees to 140 degrees), food, beverages and dairy products. field of manufacturing and production.

+ Features

- Long peristaltic pump life
- Stable flow reduces frequent calibration
- Food Contact Safety
- Beige UV resistant opaque
- Low gas permeability
- -60 degrees to 140 degrees use range
- Corresponding to various hardness from 55A to 70A
- Available in various metric and imperial sizes

+ Regulations & Certifications

- Compliant with FDA 21CFR 177.2600
- Conforms to EC No. 1935/2004*

*Innovaprene FW

+ Application

- Food field peristaltic pump
- Vacuum pump
- Gas transfer line
- Dairy Transfer Tubing
- Coffee machine
- Beverage filling

* Please consult your Innovaprene® sales representative for food contact compliance information

+ Innovaprene® F 60 Typical physical properties

Physical Properties Table	Test Methods	Unit	Typical Value
Color	-		Beige
Shore A hardness, 5sec	ASTM D 2240		67
Density	ASTM D 792		0.97
Operating temperature		°C	-60°C to +140°C
Anti-UV			Excellent
Gas permeability rate			Medium
Water absorption rate			Low
Tensile strength at break	ASTM D 412	Mpa	6.80
Tensile elongation at break	ASTM D 412	%	500
Tear tensile strength	ASTM D1004-94	kN/m	22
Permanent compression set, 70°C 22hrs	ASTM D395-98-B	%	18
Embrittlement temperature	ASTM D 746	°C	-60

+ Innovaprene® F 60 Inventoried Sizes*

*Other calibers, lengths or packing methods can be customized

Cat. No.	Model	ID		OD		Wall Thickness		Length Per Package		Minimum Bending Radius	RECO Working Pressure	RECO Vacuum Pressure
		(mm)	(inch)	(mm)	(inch)	(mm)	(inch)	(m)	(foot)			
PF60-201-0050-0150	Metric size	0.50		1.50		0.50		15.2	50	2mm		1.0bar
PF60-201-0079-0397	13#	0.79	1/32	3.97	5/32	1.59	1/16	15.2	50	3mm	6.8bar	1.0bar
PF60-201-0100-0200	Metric size	1.00		2.00		0.50		15.2	50	3mm		1.0bar
PF60-201-0150-0250	Metric size	1.50		2.50		0.50		15.2	50	3mm		1.0bar
PF60-201-0100-0300	Metric size	1.00		3.00		1.00		15.2	50	6mm		1.0bar
PF60-201-0159-0318		1.59	1/16	3.18	1/8	0.79	1/32	15.2	50	6mm	2.1bar	1.0bar
PF60-201-0159-0476	14#	1.59	1/16	4.76	3/16	1.59	1/16	15.2	50	6mm	2.9bar	1.0bar
PF60-201-0159-0635	119#	1.59	1/16	6.35	1/4	2.38	3/32	15.2	50			
PF60-201-0200-0400	Metric size	2.00		4.00		1.00		15.2	50			
PF60-201-0238-0556	19#	2.38	3/32	5.56	7/32	1.59	1/16	15.2	50	6mm	2.5bar	1.0bar
PF60-201-0300-0500	Metric size	3.00		5.00		1.00		15.2	50			
PF60-201-0318-0476		3.18	1/8	4.76	3/16	0.79	1/32	15.2	50	12mm	1.1bar	0.8bar
PF60-201-0318-0635	16#	3.18	1/8	6.35	1/4	1.59	1/16	15.2	50	12mm	1.6bar	1.0bar
PF60-201-0318-0794	120#	3.18	1/8	7.94	5/16	2.38	3/32	15.2	50			
PF60-201-0397-0714		3.97	5/32	7.14	9/32	1.59	1/16	15.2	50			
PF60-201-0476-0794	25#	4.76	3/16	7.94	5/16	1.59	1/16	15.2	50	19mm	1.1bar	1.0bar
PF60-201-0476-0953	15#	4.76	3/16	9.53	3/8	2.38	3/32	15.2	50	12mm	1.6bar	1.0bar
PF60-201-0635-0953	17#	6.35	1/4	9.53	3/8	1.59	1/16	15.2	50	22mm	0.9bar	1.0bar
PF60-201-0635-1111	24#	6.35	1/4	11.11	7/16	2.38	3/32	15.2	50	19mm	1.3bar	1.0bar
PF60-201-0635-1270	26#	6.34	1/4	12.70	1/2	3.18	1/8	15.2	50	19mm	1.6bar	1.0bar
PF60-201-0794-1111	18#	7.94	5/16	11.11	7/16	1.59	1/16	15.2	50	32mm	0.9bar	0.7bar
PF60-201-0794-1270	35#	7.94	5/16	12.70	1/2	2.38	3/32	15.2	50	25mm	1.0bar	1.0bar
PF60-201-0953-1270	96#	9.53	3/8	12.70	1/2	1.59	1/16	15.2	50	35mm	0.6bar	0.5bar
PF60-201-0953-1429	36#	9.53	3/8	14.29	9/16	2.38	3/32	15.2	50	38mm	0.9bar	1.0bar
PF60-201-0953-1588	73#	9.53	3/8	15.88	5/8	3.18	1/8	15.2	50	29mm	1.1bar	1.0bar
PF60-201-1111-1429		11.11	7/16	14.29	9/16	1.59	1/16	15.2	50	57mm	0.5bar	0.2bar
PF60-201-1270-1588		12.70	1/2	15.88	5/8	1.59	1/16	15.2	50	76mm	0.5bar	0.5bar
PF60-201-1270-1905	82#	12.70	1/2	19.05	3/4	3.18	1/8	15.2	50	29mm	0.9bar	1.0bar
PF60-201-1270-2223	88#	12.70	1/2	22.23	7/8	4.76	3/16	15.2	50	80mm	1.3bar	1.2bar
PF60-201-1588-2064		15.88	5/8	20.64	13/16	2.38	3/32	15.2	50	83mm	0.6bar	0.3bar
PF60-101-1588-2223	184#	15.88	5/8	22.23	7/8	3.18	1/8	7.62	25	70mm	0.8bar	0.7bar
PF60-101-1588-2540	89#	15.88	5/8	25.4	1	4.76	3/16	7.62	25			
PF60-101-1905-2540		19.05	3/4	25.4	1	3.18	1/8	7.62	25	89mm	0.6bar	0.5bar
PF60-101-1905-2858	191#	19.05	3/4	28.58	1-1/8	4.76	3/16	7.62	25			
PF60-101-1905-3175	91#	19.05	3/4	31.75	1-1/4	6.35	1/4	7.62	25			
PF60-101-2540-3175		25.40	1	31.75	1-1/4	3.18	1/8	7.62	25	127mm	0.5bar	0.2bar
PF60-101-2540-3493	92#	25.40	1	34.93	1-3/8	4.76	3/16	7.62	25			
PF60-101-2540-3810		25.40	1	38.10	1-1/2	6.35	1/4	7.62	25			

*The recommended working pressure is the calculated value of the burst pressure measured by ASTM D1599 at a ratio of 1:4 at 23 degrees

For the detailed compatibility of Innovaprene™ F 60 with various chemical solvents, please refer to the "Innovaprene® Product Chemical Compatibility Information Sheet" or consult our sales staff

+ Innovaprene® F55 / FW60 Peristaltic pump tubing

The F55 series has a low permanent compression deformation, which can ensure that the peristaltic pump can rebound to the original shape even if it is continuously squeezed during the long-term use of the peristaltic pump, ensuring the stability of the liquid transmission flow. At the same time, with a specially developed formula, it has passed the FDA 21CFR 177.2600 test and can transmit and pump water-based food-based media*. Adopt precision extrusion process, strictly control the dimensional tolerance, and can customize the cutting length. It can also be used for secondary treatment processes such as bonding buckle, flaring, coding, laser etching, etc., and customized production.



In addition to passing the FDA 21CFR 177.2600 test, the FW60 series also passed the relevant test of EC No.1935/2004, and the raw materials comply with the EU material access list. The FW60 can be used in transfer and peristaltic pump applications.

i Note

For detailed compatibility with various chemical solvents, please refer to "Innovaprene® Product Chemical Compatibility Information Sheet", and for food contact compliance information, please consult Innovaprene sales staff.

+ Innovaprene® F 55/ FW 60 Product Specification

Food grade peristaltic pump tubing

Feature	Low hardness peristaltic pump tubing is suitable for low torque miniature peristaltic pumps
Caution	Avoid transferring fatty media Please consult compliance information before transferring food contact media
Material	Thermoplastic Elastomer
Operating temperature range	-60 °C to +140 °C
Physical properties	Color: F55 Beige, FW 60 White; Shore A Hardness ASTM D 2240: F55 58A, FW 60 65A; Density ASTM D792: 0.97 g/cm ³ ; Tensile Strength at Break ASTM D 412: F55 5.8MPa, FW 60 9.5MPa; Tensile Elongation ASTM D 412: F55 410%, FW 60 800%; Tear Strength ASTM D 1004-94: F55 17 kN/m, FW 60 30kN/m; Permanent Compression Set 70°C 22hrs ASTM D 395: F55 19%, FW 60 25%
Regulations and Certifications	F55 FDA 21CFR 177.2600; FW60 FDA 21CFR 177.2600, EC No. 1935/2004
Sterilization	121 °C 30 minutes steam sterilization single time; ETO ethylene oxide sterilized single time; 25kGy irradiation sterilization single time
Gas permeability	CO ₂ 1200, O ₂ 200, N ₂ 80 (Gas volume [cm ³] x wall thickness [mm] / Inner Diameter Sectional Area [cm ²] x Time [sec] x Pressure drop along pipe wall [cm Hg]) X 10 ⁻¹⁰
Odor Toxicity	none
Theoretical service life	at 0 bar life: 1000 hrs; at 0.7 bar: 500 hrs

+ Innovaprene® F55 / FW60 Nomenclature

Innovaprene® F 55 PF40- Innovaprene® FW 60 PV60-


*Other calibers, lengths or packing methods can be customized

Cat. No.	Model	ID		OD		Wall Thickness		Per Package Length*	
		(mm)	(inch)	(mm)	(inch)	(mm)	(inch)	(m)	(foot)
P□□□0-201-0050-0150	Metric size	0.50		1.50		0.50		15.2	50
P□□□0-201-0079-0397	13#	0.79	1/32	3.97	5/32	1.59	1/16	15.2	50
P□□□0-201-0100-0200	Metric size	1.00		2.00		0.50		15.2	50
P□□□0-201-0150-0250	Metric size	1.50		2.50		0.50		15.2	50
P□□□0-201-0100-0300	Metric size	1.00		3.00		1.00		15.2	50
P□□□0-201-0159-0318		1.59	1/16	3.18	1/8	0.79	1/32	15.2	50
P□□□0-201-0159-0476	14#	1.59	1/16	4.76	3/16	1.59	1/16	15.2	50
P□□□0-201-0159-0635	119#	1.59	1/16	6.35	1/4	2.38	3/32	15.2	50
P□□□0-201-0200-0400	Metric size	2.00		4.00		1.00		15.2	50
P□□□0-201-0238-0556	19#	2.38	3/32	5.56	7/32	1.59	1/16	15.2	50
P□□□0-201-0300-0500	Metric size	3.00		5.00		1.00		15.2	50
P□□□0-201-0318-0476		3.18	1/8	4.76	3/16	0.79	1/32	15.2	50
P□□□0-201-0318-0635	16#	3.18	1/8	6.35	1/4	1.59	1/16	15.2	50
P□□□0-201-0318-0794	120#	3.18	1/8	7.94	5/16	2.38	3/32	15.2	50
P□□□0-201-0397-0714		3.97	5/32	7.14	9/32	1.59	1/16	15.2	50
P□□□0-201-0476-0794	25#	4.76	3/16	7.94	5/16	1.59	1/16	15.2	50
P□□□0-201-0476-0953	15#	4.76	3/16	9.53	3/8	2.38	3/32	15.2	50
P□□□0-201-0635-0953	17#	6.35	1/4	9.53	3/8	1.59	1/16	15.2	50
P□□□0-201-0635-1111	24#	6.35	1/4	11.11	7/16	2.38	3/32	15.2	50
P□□□0-201-0635-1270	26#	6.34	1/4	12.70	1/2	3.18	1/8	15.2	50
P□□□0-201-0794-1111	18#	7.94	5/16	11.11	7/16	1.59	1/16	15.2	50
P□□□0-201-0794-1270	35#	7.94	5/16	12.70	1/2	2.38	3/32	15.2	50
P□□□0-201-0953-1270	96#	9.53	3/8	12.70	1/2	1.59	1/16	15.2	50
P□□□0-201-0953-1429	36#	9.53	3/8	14.29	9/16	2.38	3/32	15.2	50
P□□□0-201-0953-1588	73#	9.53	3/8	15.88	5/8	3.18	1/8	15.2	50
P□□□0-201-1111-1429		11.11	7/16	14.29	9/16	1.59	1/16	15.2	50
P□□□0-201-1270-1588		12.70	1/2	15.88	5/8	1.59	1/16	15.2	50
P□□□0-201-1270-1905	82#	12.70	1/2	19.05	3/4	3.18	1/8	15.2	50
P□□□0-201-1270-2223	88#	12.70	1/2	22.23	7/8	4.76	3/16	15.2	50
P□□□0-201-1588-2064		15.88	5/8	20.64	13/16	2.38	3/32	15.2	50
P□□□0-101-1588-2223	184#	15.88	5/8	22.23	7/8	3.18	1/8	7.62	25
P□□□0-101-1588-2540	89#	15.88	5/8	25.4	1	4.76	3/16	7.62	25
P□□□0-101-1905-2540		19.05	3/4	25.4	1	3.18	1/8	7.62	25
P□□□0-101-1905-2858	191#	19.05	3/4	28.58	1-1/8	4.76	3/16	7.62	25
P□□□0-101-1905-3175	91#	19.05	3/4	31.75	1-1/4	6.35	1/4	7.62	25
P□□□0-101-2540-3175		25.40	1	31.75	1-1/4	3.18	1/8	7.62	25
P□□□0-101-2540-3493	92#	25.40	1	34.93	1-3/8	4.76	3/16	7.62	25
P□□□0-101-2540-3810		25.40	1	38.10	1-1/2	6.35	1/4	7.62	25

+ Innovaprene® S Low spallation peristaltic pump tubing

- Longest service life of Innovaprene tubing material
- Excellent choice where low spallation and good chemical resistance is needed

Peristaltic pump tubing is subjected to continuous shearing, extrusion and wear during long-term use, which will cause a small amount of pump tubing material debris to fall off the tubing wall. This debris builds up over time and can get mixed into the transfer medium, posing a potential contamination risk. Quality management of the purity of the transfer medium will require a certain degree of control over the inner wall stripping of the peristaltic pump tubing.



The Innovaprene series peristaltic pump tubing with "S" suffix adopts a special formula, which improves the wear resistance of the material and the peeling resistance of small molecular substances, and greatly improves the level of inner wall peeling caused by the long-term use of the peristaltic pump. Peristaltic pump tubing in various hardness levels, in addition to having a long peristaltic pump service life, improves the risk of potential contamination of the transfer medium.

+ Innovaprene® S Product Specification

Industrial & food grade peristaltic pump tubing

Feature	Low hardness peristaltic pump tubing is suitable for low torque miniature peristaltic pumps
Caution	Avoid high rpm Avoid back pressure
Material	Thermoplastic Elastomer
Operating temperature range	
Physical properties	Color: Beige or Black; Shore A Hardness ASTM D 2240: 65-75A; Density ASTM D792: 0.97 g/cm ³ ; Tensile Strength at Break ASTM D 412: 7.80 MPa; Tensile Elongation ASTM D 412: 450%; Tear Strength ASTM D 1004-94: 25kN/m; Permanent Compression Set 70°C 22hrs ASTM D 395: 24%
Regulations and Certifications	RoHS, REACH
Sterilization	121 °C 30 minutes steam sterilization single time; ETO ethylene oxide sterilized single time; 25kGy irradiation sterilization single time
Gas permeability	CO ₂ 1100, O ₂ 180, N ₂ 70 (Gas volume [cm ³] x wall thickness [mm] / Inner Diameter Sectional Area [cm ²] x Time [sec] x Pressure drop along pipe wall [cm Hg]) X 10 ⁻¹⁰
Odor Toxicity	none
Theoretical service life	at 0 bar life: 1000 hrs; at 0.7 bar: 500 hrs

+ Innovaprene® F/G S Nomenclature

Innovaprene® F 60 S PFL60- Innovaprene® G 60 S PGL60-

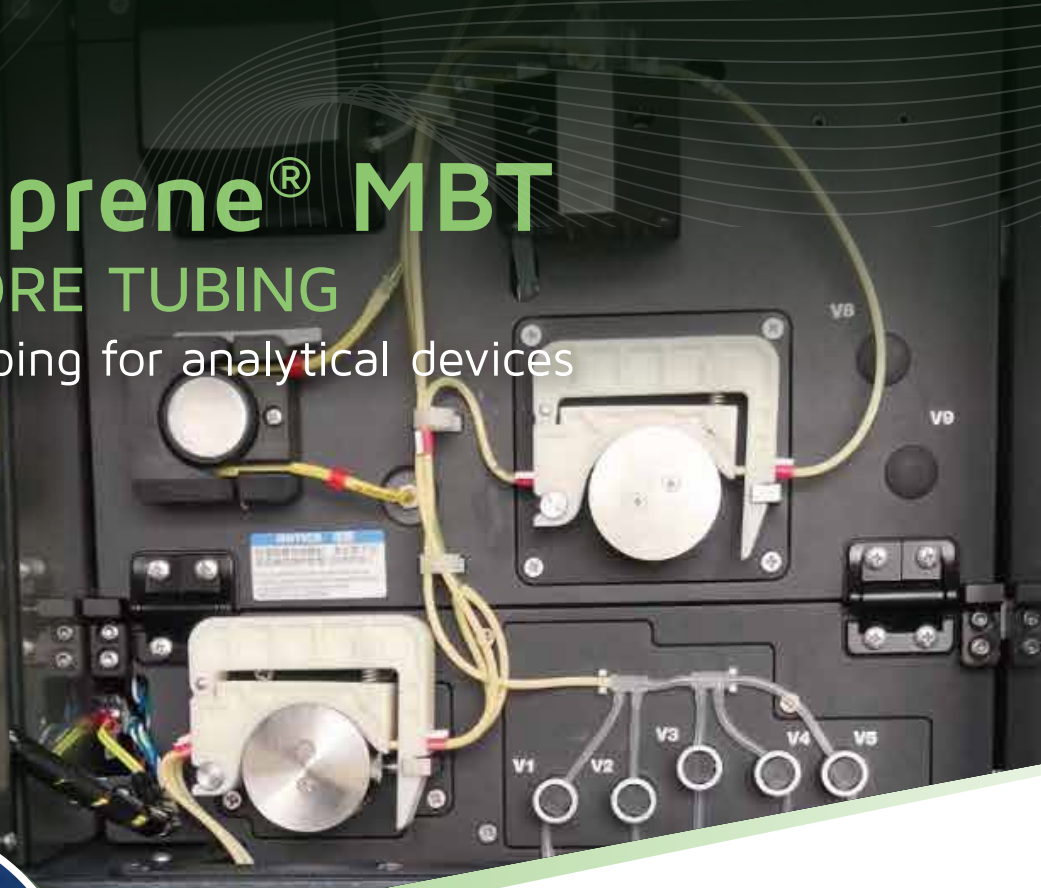
*Other calibers, lengths or packing methods can be customized

Cat. No.	Model	ID		OD		Wall Thickness		Per Package Length*	
		(mm)	(inch)	(mm)	(inch)	(mm)	(inch)	(m)	(foot)
P□□□0-201-0050-0150	Metric size	0.50		1.50		0.50		15.2	50
P□□□0-201-0079-0397	13#	0.79	1/32	3.97	5/32	1.59	1/16	15.2	50
P□□□0-201-0100-0200	Metric size	1.00		2.00		0.50		15.2	50
P□□□0-201-0150-0250	Metric size	1.50		2.50		0.50		15.2	50
P□□□0-201-0100-0300	Metric size	1.00		3.00		1.00		15.2	50
P□□□0-201-0159-0318		1.59	1/16	3.18	1/8	0.79	1/32	15.2	50
P□□□0-201-0159-0476	14#	1.59	1/16	4.76	3/16	1.59	1/16	15.2	50
P□□□0-201-0159-0635	119#	1.59	1/16	6.35	1/4	2.38	3/32	15.2	50
P□□□0-201-0200-0400	Metric size	2.00		4.00		1.00		15.2	50
P□□□0-201-0238-0556	19#	2.38	3/32	5.56	7/32	1.59	1/16	15.2	50
P□□□0-201-0300-0500	Metric size	3.00		5.00		1.00		15.2	50
P□□□0-201-0318-0476		3.18	1/8	4.76	3/16	0.79	1/32	15.2	50
P□□□0-201-0318-0635	16#	3.18	1/8	6.35	1/4	1.59	1/16	15.2	50
P□□□0-201-0318-0794	120#	3.18	1/8	7.94	5/16	2.38	3/32	15.2	50
P□□□0-201-0397-0714		3.97	5/32	7.14	9/32	1.59	1/16	15.2	50
P□□□0-201-0476-0794	25#	4.76	3/16	7.94	5/16	1.59	1/16	15.2	50
P□□□0-201-0476-0953	15#	4.76	3/16	9.53	3/8	2.38	3/32	15.2	50
P□□□0-201-0635-0953	17#	6.35	1/4	9.53	3/8	1.59	1/16	15.2	50
P□□□0-201-0635-1111	24#	6.35	1/4	11.11	7/16	2.38	3/32	15.2	50
P□□□0-201-0635-1270	26#	6.34	1/4	12.70	1/2	3.18	1/8	15.2	50
P□□□0-201-0794-1111	18#	7.94	5/16	11.11	7/16	1.59	1/16	15.2	50
P□□□0-201-0794-1270	35#	7.94	5/16	12.70	1/2	2.38	3/32	15.2	50
P□□□0-201-0953-1270	96#	9.53	3/8	12.70	1/2	1.59	1/16	15.2	50
P□□□0-201-0953-1429	36#	9.53	3/8	14.29	9/16	2.38	3/32	15.2	50
P□□□0-201-0953-1588	73#	9.53	3/8	15.88	5/8	3.18	1/8	15.2	50
P□□□0-201-1111-1429		11.11	7/16	14.29	9/16	1.59	1/16	15.2	50
P□□□0-201-1270-1588		12.70	1/2	15.88	5/8	1.59	1/16	15.2	50
P□□□0-201-1270-1905	82#	12.70	1/2	19.05	3/4	3.18	1/8	15.2	50
P□□□0-201-1270-2223	88#	12.70	1/2	22.23	7/8	4.76	3/16	15.2	50
P□□□0-201-1588-2064		15.88	5/8	20.64	13/16	2.38	3/32	15.2	50
P□□□0-101-1588-2223	184#	15.88	5/8	22.23	7/8	3.18	1/8	7.62	25
P□□□0-101-1588-2540	89#	15.88	5/8	25.4	1	4.76	3/16	7.62	25
P□□□0-101-1905-2540		19.05	3/4	25.4	1	3.18	1/8	7.62	25
P□□□0-101-1905-2858	191#	19.05	3/4	28.58	1-1/8	4.76	3/16	7.62	25
P□□□0-101-1905-3175	91#	19.05	3/4	31.75	1-1/4	6.35	1/4	7.62	25
P□□□0-101-2540-3175		25.40	1	31.75	1-1/4	3.18	1/8	7.62	25
P□□□0-101-2540-3493	92#	25.40	1	34.93	1-3/8	4.76	3/16	7.62	25
P□□□0-101-2540-3810		25.40	1	38.10	1-1/2	6.35	1/4	7.62	25

+ Innovaprene® MBT

MICRO-BORE TUBING

Micro bore tubing for analytical devices



Micro-bore peristaltic pump tubing with fine inner diameter and extremely low tolerance, specially developed for experimental analysis equipment and micro-peristaltic pumps. It is suitable for peristaltic pump tubes and liquid transmission lines in various CEMS, flue gas, water quality, ammonia nitrogen, and total phosphorus analysis equipment. A variety of materials can meet different liquid transmission needs.

Industrial Grade

Designed for CEMS flue gas analysis monitoring system, water quality analysis, ammonia nitrogen analysis, total phosphorus analysis and other analytical instruments used in the peristaltic pump and fluid system development of micro-inner diameter tubing products. From peristaltic pump tubing with long service life to fluid lines conveying various chemical reagents, this series of products adopts

smaller internal diameter tolerance to achieve repeated measurement accuracy, specially designed formula has good chemical resistance, and with a universal tube card to perfectly adapt to a variety of imported and domestic analytical equipment.

+ Features

- Tightly controlled Tolerance
- Guaranteed repeatable flow control
- Resistant to various chemical solutions
- Non-DEHP
- 3-stop or 2-stop fixing buckle
- Various tubing options
- Adapt to various domestic and imported equipment
- Provide customized services

+ Regulations & Certifications

- USP Class VI
- ISO10993

+ Application

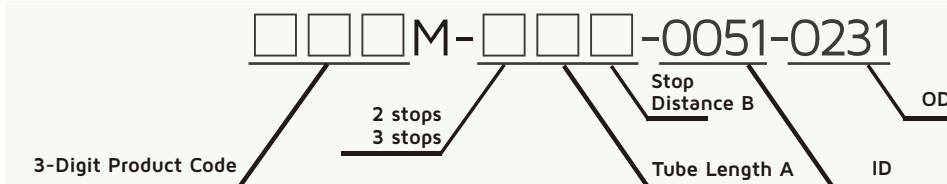
- CEMS equipment maintenance package
- Water quality analysis equipment
- Ammonia nitrogen analysis equipment
- Total phosphorus analysis equipment
- ICP-AES
- Other experimental analysis instruments

+ Innovaprene™ MBT Inventorized Sizes*

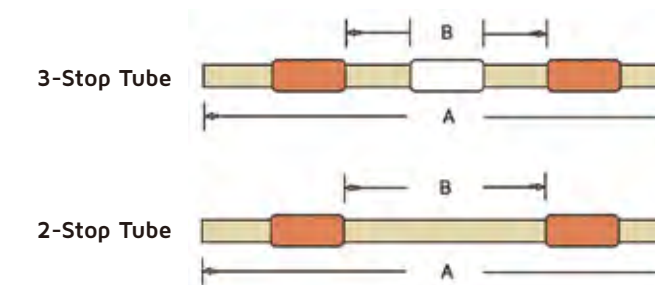
Cat. No.	Color Code	ID (mm)	ID (inch)	OD (mm)	OD (inch)	Wall Thickness (mm)	Wall Thickness (inch)
□□□M-□□□-0013-0193	Orange/Black	0.13	0.005	1.93	0.076	0.90	0.035
□□□M-□□□-0019-0199	Orange/Red	0.19	0.008	1.99	0.078	0.90	0.035
□□□M-□□□-0025-0205	Orange/Blue	0.25	0.010	2.05	0.081	0.90	0.035
□□□M-□□□-0038-0218	Orange/Green	0.38	0.015	2.18	0.086	0.90	0.035
□□□M-□□□-0044-0224	Green/Yellow	0.44	0.017	2.24	0.087	0.90	0.035
□□□M-□□□-0051-0231	Orange/Yellow	0.51	0.020	2.31	0.090	0.90	0.035
□□□M-□□□-0057-0237	white/yellow	0.57	0.022	2.37	0.092	0.90	0.035
□□□M-□□□-0064-0244	Orange/White	0.64	0.025	2.44	0.095	0.90	0.035
□□□M-□□□-0076-0246	Black/Black	0.76	0.030	2.46	0.096	0.85	0.033
□□□M-□□□-0089-0259	Tangerine/Orange	0.89	0.035	2.59	0.101	0.85	0.033
□□□M-□□□-0095-0265	White/Black	0.95	0.037	2.65	0.103	0.85	0.033
□□□M-□□□-0102-0272	White/White	1.02	0.040	2.72	0.106	0.85	0.033
□□□M-□□□-0114-0274	-	1.14	0.045	2.74	0.107	0.80	0.031
□□□M-□□□-0114-0284	Red/Red	1.14	0.045	2.84	0.111	0.85	0.033
□□□M-□□□-0122-0292	Red/Gray	1.22	0.048	2.92	0.115	0.85	0.033
□□□M-□□□-0130-0300	Gray/Gray	1.30	0.051	3.00	0.117	0.85	0.033
□□□M-□□□-0142-0312	Yellow/Yellow	1.42	0.056	3.12	0.123	0.85	0.033
□□□M-□□□-0152-0322	Yellow/Blue	1.52	0.060	3.22	0.127	0.85	0.033
□□□M-□□□-0159-0318	-	1.59	0.063	3.18	0.125	0.80	0.031
□□□M-□□□-0165-0335	Blue/Blue	1.65	0.065	3.35	0.132	0.85	0.033
□□□M-□□□-0175-0345	Blue/Green	1.75	0.069	3.45	0.134	0.85	0.033
□□□M-□□□-0185-0355	Green/Green	1.85	0.073	3.55	0.140	0.85	0.033
□□□M-□□□-0206-0376	Purple/Purple	2.06	0.081	3.76	0.147	0.85	0.033
□□□M-□□□-0229-0399	Purple/Black	2.29	0.090	3.99	0.156	0.85	0.033
□□□M-□□□-0254-0424	Purple/Orange	2.54	0.100	4.24	0.167	0.85	0.033
□□□M-□□□-0279-0449	Purple/White	2.79	0.110	4.49	0.176	0.85	0.033

*Other length or diameter can be customized

+ Innovaprene® MBT nomenclature



- PP5 - Innovaprene® P 60 pharmaceutical grade peristaltic pump tubing with extra long pump life.
- L30 - Innovalene® MED 55 is colorless and transparent, free of phthalic plasticizers, suitable for the transfer of chemical reagents.
- L35 - Innovalene® 3500 is a clear yellow color suitable for the transfer of hydrocarbon solvents.
- FK4 - Innovafuor® K fluoroelastomer peristaltic pump tubing, resistant to strong acids, alkalis, toluene and other strong corrosive solvents.



Length A(mm)		Stop Distance B(mm)
A=120	M=560	A=40
B=150	N=810	B=72.5
C=175	O=725	C=95
D=195	P=1070	D=130
E=289	Q=740	E=140
F=325	R=485	F=152
G=350	S=1250	G=160
H=381	T=250	H=170
I=400	U=455	I=84
J=461	V=406	J=52
K=473	W=130	M=530
L=490		N=830

- Innovaprene® MBT series tubes can be composed of different materials and brands of peristaltic pump tubes, or a complete set of maintenance kits for various brands of analytical instruments can be customized according to customer needs. For details, please consult our sales staff.
- For the compatibility of various material tubes with respect to various chemical solvents, please refer to "Innovaprene® Product Chemical Compatibility Information Sheet" or consult our sales personnel.

+ Innovalene® 1185 / 1280 Thermoplastic Polyurethane Tubing

The 1185 series is made of thermoplastic polyurethane material, which has low gas permeability and good elasticity, and can be widely used in fluid transmission in industrial and medical industries. The 1280 series adopts a specially developed formula, which has improved resistance to various organic solvents, has extremely high cost performance, weather resistance and wear resistance, and can be widely used in various high and low temperature environments (-73 degrees to 93 degrees), the delivery of organic acid-base solutions and petroleum, lubricating oil, fuel, etc., in the field of positive and negative pressure gas transmission.

Adopt precision extrusion process, strictly control the dimensional tolerance, and can customize the cutting length. It can also be used for secondary treatment processes such as bonding buckle, flaring, coding, laser etching, etc., and customized production.

+ Innovalene® 1185 / 1280 Product Specification

Industrial Grade Tubing													
Feature	Thermoplastic polyurethane												
Caution	<ul style="list-style-type: none"> Colorless and transparent Chemical resistance, resistant to grease, fuel, etc. Low temperature resistance -73 degrees to 93 degrees temperature range Comply with ROHS and REACH standards 												
Material	Thermoplastic polyurethane												
Operating temperature range	-73 °C to +93°C												
Physical properties	<table border="0"> <tr> <td>Shore A Hardness ASTM D 2240</td> <td>Colorless & transparent</td> </tr> <tr> <td>Density ASTM D792</td> <td>1185 1.12g/cm³, 1280 .20 g/cm³</td> </tr> <tr> <td>Tensile Strength at Break ASTM D 412</td> <td>1185 32MPa, 1280 42.0MPa</td> </tr> <tr> <td>Tensile Elongation ASTM D 412</td> <td>1185 600%, 1280 500 %</td> </tr> <tr> <td>Tear Strength ASTM D 1004-94</td> <td>70 kN/m</td> </tr> <tr> <td>Permanent Compression Set 70°C 22Hrs ASTM D 395</td> <td>1185 25%, 1280 68 %</td> </tr> </table>	Shore A Hardness ASTM D 2240	Colorless & transparent	Density ASTM D792	1185 1.12g/cm ³ , 1280 .20 g/cm ³	Tensile Strength at Break ASTM D 412	1185 32MPa, 1280 42.0MPa	Tensile Elongation ASTM D 412	1185 600%, 1280 500 %	Tear Strength ASTM D 1004-94	70 kN/m	Permanent Compression Set 70°C 22Hrs ASTM D 395	1185 25%, 1280 68 %
Shore A Hardness ASTM D 2240	Colorless & transparent												
Density ASTM D792	1185 1.12g/cm ³ , 1280 .20 g/cm ³												
Tensile Strength at Break ASTM D 412	1185 32MPa, 1280 42.0MPa												
Tensile Elongation ASTM D 412	1185 600%, 1280 500 %												
Tear Strength ASTM D 1004-94	70 kN/m												
Permanent Compression Set 70°C 22Hrs ASTM D 395	1185 25%, 1280 68 %												
Regulations and Certifications	FDA, RoHS, REACH												
Sterilization	ETO ethylene oxide sterilized single time 25kGy irradiation sterilization single time												
Gas permeability	<table border="0"> <tr> <td>CO₂ 360</td> <td>Gas volume [cm³] x wall thickness [mm]</td> </tr> <tr> <td>O₂ 80</td> <td>Inner Diameter Sectional Area [cm²] x Time [sec]</td> </tr> <tr> <td>N₂ 40</td> <td>x Pressure drop along pipe wall [cm Hg]</td> </tr> </table> X 10 ⁻¹⁰	CO ₂ 360	Gas volume [cm ³] x wall thickness [mm]	O ₂ 80	Inner Diameter Sectional Area [cm ²] x Time [sec]	N ₂ 40	x Pressure drop along pipe wall [cm Hg]						
CO ₂ 360	Gas volume [cm ³] x wall thickness [mm]												
O ₂ 80	Inner Diameter Sectional Area [cm ²] x Time [sec]												
N ₂ 40	x Pressure drop along pipe wall [cm Hg]												
Odor Toxicity	none												
Theoretical service life													

+ Innovalene® 1185 /1280 Nomenclature

Innovalene® 1185 L110- Innovalene® 1280 L129-

*Other calibers, lengths or packing methods can be customized

Cat. No.	Model	ID		OD		Wall Thickness		Per Package Length*	
		(mm)	(inch)	(mm)	(inch)	(mm)	(inch)	(m)	(foot)
L1□□-201-0050-0150	Metric size	0.50		1.50		0.50		15.2	50
L1□□-201-0079-0397	13#	0.79	1/32	3.97	5/32	1.59	1/16	15.2	50
L1□□-201-0100-0200	Metric size	1.00		2.00		0.50		15.2	50
L1□□-201-0150-0250	Metric size	1.50		2.50		0.50		15.2	50
L1□□-201-0100-0300	Metric size	1.00		3.00		1.00		15.2	50
L1□□-201-0159-0318		1.59	1/16	3.18	1/8	0.79	1/32	15.2	50
L1□□-201-0159-0476	14#	1.59	1/16	4.76	3/16	1.59	1/16	15.2	50
L1□□-201-0159-0635	119#	1.59	1/16	6.35	1/4	2.38	3/32	15.2	50
L1□□-201-0200-0400	Metric size	2.00		4.00		1.00		15.2	50
L1□□-201-0238-0556	19#	2.38	3/32	5.56	7/32	1.59	1/16	15.2	50
L1□□-201-0300-0500	Metric size	3.00		5.00		1.00		15.2	50
L1□□-201-0318-0476		3.18	1/8	4.76	3/16	0.79	1/32	15.2	50
L1□□-201-0318-0635	16#	3.18	1/8	6.35	1/4	1.59	1/16	15.2	50
L1□□-201-0318-0794	120#	3.18	1/8	7.94	5/16	2.38	3/32	15.2	50
L1□□-201-0397-0714		3.97	5/32	7.14	9/32	1.59	1/16	15.2	50
L1□□-201-0476-0794	25#	4.76	3/16	7.94	5/16	1.59	1/16	15.2	50
L1□□-201-0476-0953	15#	4.76	3/16	9.53	3/8	2.38	3/32	15.2	50
L1□□-201-0635-0953	17#	6.35	1/4	9.53	3/8	1.59	1/16	15.2	50
L1□□-201-0635-1111	24#	6.35	1/4	11.11	7/16	2.38	3/32	15.2	50
L1□□-201-0635-1270	26#	6.34	1/4	12.70	1/2	3.18	1/8	15.2	50
L1□□-201-0794-1111	18#	7.94	5/16	11.11	7/16	1.59	1/16	15.2	50
L1□□-201-0794-1270	35#	7.94	5/16	12.70	1/2	2.38	3/32	15.2	50
L1□□-201-0953-1270	96#	9.53	3/8	12.70	1/2	1.59	1/16	15.2	50
L1□□-201-0953-1429	36#	9.53	3/8	14.29	9/16	2.38	3/32	15.2	50
L1□□-201-0953-1588	73#	9.53	3/8	15.88	5/8	3.18	1/8	15.2	50
L1□□-201-1111-1429		11.11	7/16	14.29	9/16	1.59	1/16	15.2	50
L1□□-201-1270-1588		12.70	1/2	15.88	5/8	1.59	1/16	15.2	50
L1□□-201-1270-1905	82#	12.70	1/2	19.05	3/4	3.18	1/8	15.2	50
L1□□-201-1270-2223	88#	12.70	1/2	22.23	7/8	4.76	3/16	15.2	50
L1□□-201-1588-2064		15.88	5/8	20.64	13/16	2.38	3/32	15.2	50
L1□□-101-1588-2223	184#	15.88	5/8	22.23	7/8	3.18	1/8	7.62	25
L1□□-101-1588-2540	89#	15.88	5/8	25.4	1	4.76	3/16	7.62	25
L1□□-101-1905-2540		19.05	3/4	25.4	1	3.18	1/8	7.62	25
L1□□-101-1905-2858	191#	19.05	3/4	28.58	1-1/8	4.76	3/16	7.62	25
L1□□-101-1905-3175	91#	19.05	3/4	31.75	1-1/4	6.35	1/4	7.62	25
L1□□-101-2540-3175		25.40	1	31.75	1-1/4	3.18	1/8	7.62	25
L1□□-101-2540-3493	92#	25.40	1	34.93	1-3/8	4.76	3/16	7.62	25
L1□□-101-2540-3810		25.40	1	38.10	1-1/2	6.35	1/4	7.62	25

+ Innovalene® 2300/2400 EVA Tubing

- Longest service life of Innovalene tubing material
- Excellent choice where low temperature resistance and good chemical resistance is needed

Innovalene 2300 is an EVA tubing with a hardness of Shore A 88. It has a temperature range of -70 degrees to 75 degrees, high transparency, and high cost performance.

Innovalene 2400 is an EVA tubing with Shore A 96 hardness. Compared with the 2300 series, it adopts a special formula and can be used at a temperature range of -70 degrees to 90 degrees. It is highly transparent and resistant to vinegar, disinfectant, detergent, etc. Under long-term immersion conditions, it has the advantages of invariability and resilience retention, and is suitable for outdoor low temperature, washing industry and other applications.

Note

For detailed compatibility with various chemical solvents, please refer to "Innovaprene® Product Chemical Compatibility Information Sheet" or consult our sales personnel.

+ Innovalene® 2300/2400 Product Specification

Industrial Grade Tubing													
Feature	<ul style="list-style-type: none"> Steady flow Chemical resistance, resistant to dye, detergent, vinegar, etc. UV resistant and opaque -70 degrees to 75-90 degrees temperature range Compliance with RoHS and REACH standards 												
Caution	<ul style="list-style-type: none"> Avoid folding Avoid high temperature 												
Material	Thermoplastic EVA elastomer												
Operating temperature range	-70°C to +75 (Innovalene 2300)-90 (Innovalene 2400)°C												
Physical properties	<table border="0"> <tr> <td>Shore A Hardness ASTM D 2240</td> <td>Colorless & transparent</td> </tr> <tr> <td>Density ASTM D792</td> <td>2300 88A, 2400 96A</td> </tr> <tr> <td>Tensile Strength at Break ASTM D 412</td> <td>0.94g/cm³</td> </tr> <tr> <td>Tensile Elongation ASTM D 412</td> <td>15MPa</td> </tr> <tr> <td>Tear Strength ASTM D 1004-94</td> <td>800 %</td> </tr> <tr> <td>Permanent Compression Set 70°C 22Hrs ASTM D 395</td> <td></td> </tr> </table>	Shore A Hardness ASTM D 2240	Colorless & transparent	Density ASTM D792	2300 88A, 2400 96A	Tensile Strength at Break ASTM D 412	0.94g/cm ³	Tensile Elongation ASTM D 412	15MPa	Tear Strength ASTM D 1004-94	800 %	Permanent Compression Set 70°C 22Hrs ASTM D 395	
Shore A Hardness ASTM D 2240	Colorless & transparent												
Density ASTM D792	2300 88A, 2400 96A												
Tensile Strength at Break ASTM D 412	0.94g/cm ³												
Tensile Elongation ASTM D 412	15MPa												
Tear Strength ASTM D 1004-94	800 %												
Permanent Compression Set 70°C 22Hrs ASTM D 395													
Regulations and Certifications	RoHS, REACH												
Sterilization	ETO ethylene oxide sterilized single time 25kGy irradiation sterilization single time												
Gas permeability	<table border="0"> <tr> <td>CO₂ 600</td> <td>Gas volume [cm³] x wall thickness [mm]</td> </tr> <tr> <td>O₂ 100</td> <td>Inner Diameter Sectional Area [cm²] x Time [sec]</td> </tr> <tr> <td>N₂ 40</td> <td>x Pressure drop along pipe wall [cm Hg]</td> </tr> </table> X 10 ⁻¹⁰	CO ₂ 600	Gas volume [cm ³] x wall thickness [mm]	O ₂ 100	Inner Diameter Sectional Area [cm ²] x Time [sec]	N ₂ 40	x Pressure drop along pipe wall [cm Hg]						
CO ₂ 600	Gas volume [cm ³] x wall thickness [mm]												
O ₂ 100	Inner Diameter Sectional Area [cm ²] x Time [sec]												
N ₂ 40	x Pressure drop along pipe wall [cm Hg]												
Odor Toxicity	none												
Theoretical service life													

+ Innovalene® 2300 /2400 Nomenclature

Innovalene® 2300 L260- Innovalene® 2400 L270-

*Other calibers, lengths or packing methods can be customized

Cat. No.	Model	ID		OD		Wall Thickness		Per Package Length*	
		(mm)	(inch)	(mm)	(inch)	(mm)	(inch)	(m)	(foot)
L2□□0-201-0050-0150	Metric size	0.50		1.50		0.50		15.2	50
L2□□0-201-0079-0397	13#	0.79	1/32	3.97	5/32	1.59	1/16	15.2	50
L2□□0-201-0100-0200	Metric size	1.00		2.00		0.50		15.2	50
L2□□0-201-0150-0250	Metric size	1.50		2.50		0.50		15.2	50
L2□□0-201-0100-0300	Metric size	1.00		3.00		1.00		15.2	50
L2□□0-201-0159-0318		1.59	1/16	3.18	1/8	0.79	1/32	15.2	50
L2□□0-201-0159-0476	14#	1.59	1/16	4.76	3/16	1.59	1/16	15.2	50
L2□□0-201-0159-0635	119#	1.59	1/16	6.35	1/4	2.38	3/32	15.2	50
L2□□0-201-0200-0400	Metric size	2.00		4.00		1.00		15.2	50
L2□□0-201-0238-0556	19#	2.38	3/32	5.56	7/32	1.59	1/16	15.2	50
L2□□0-201-0300-0500	Metric size	3.00		5.00		1.00		15.2	50
L2□□0-201-0318-0476		3.18	1/8	4.76	3/16	0.79	1/32	15.2	50
L2□□0-201-0318-0635	16#	3.18	1/8	6.35	1/4	1.59	1/16	15.2	50
L2□□0-201-0318-0794	120#	3.18	1/8	7.94	5/16	2.38	3/32	15.2	50
L2□□0-201-0397-0714		3.97	5/32	7.14	9/32	1.59	1/16	15.2	50
L2□□0-201-0476-0794	25#	4.76	3/16	7.94	5/16	1.59	1/16	15.2	50
L2□□0-201-0476-0953	15#	4.76	3/16	9.53	3/8	2.38	3/32	15.2	50
L2□□0-201-0635-0953	17#	6.35	1/4	9.53	3/8	1.59	1/16	15.2	50
L2□□0-201-0635-1111	24#	6.35	1/4	11.11	7/16	2.38	3/32	15.2	50
L2□□0-201-0635-1270	26#	6.34	1/4	12.70	1/2	3.18	1/8	15.2	50
L2□□0-201-0794-1111	18#	7.94	5/16	11.11	7/16	1.59	1/16	15.2	50
L2□□0-201-0794-1270	35#	7.94	5/16	12.70	1/2	2.38	3/32	15.2	50
L2□□0-201-0953-1270	96#	9.53	3/8	12.70	1/2	1.59	1/16	15.2	50
L2□□0-201-0953-1429	36#	9.53	3/8	14.29	9/16	2.38	3/32	15.2	50
L2□□0-201-0953-1588	73#	9.53	3/8	15.88	5/8	3.18	1/8	15.2	50
L2□□0-201-1111-1429		11.11	7/16	14.29	9/16	1.59	1/16	15.2	50
L2□□0-201-1270-1588		12.70	1/2	15.88	5/8	1.59	1/16	15.2	50
L2□□0-201-1270-1905	82#	12.70	1/2	19.05	3/4	3.18	1/8	15.2	50
L2□□0-201-1270-2223	88#	12.70	1/2	22.23	7/8	4.76	3/16	15.2	50
L2□□0-201-1588-2064		15.88	5/8	20.64	13/16	2.38	3/32	15.2	50
L2□□0-101-1588-2223	184#	15.88	5/8	22.23	7/8	3.18	1/8	7.62	25
L2□□0-101-1588-2540	89#	15.88	5/8	25.4	1	4.76	3/16	7.62	25
L2□□0-101-1905-2540		19.05	3/4	25.4	1	3.18	1/8	7.62	25
L2□□0-101-1905-2858	191#	19.05	3/4	28.58	1-1/8	4.76	3/16	7.62	25
L2□□0-101-1905-3175	91#	19.05	3/4	31.75	1-1/4	6.35	1/4	7.62	25
L2□□0-101-2540-3175		25.40	1	31.75	1-1/4	3.18	1/8	7.62	25
L2□□0-101-2540-3493	92#	25.40	1	34.93	1-3/8	4.76	3/16	7.62	25
L2□□0-101-2540-3810		25.40	1	38.10	1-1/2	6.35	1/4	7.62	25

+ Innovalene® XP Chemical Resistant Long Life Peristaltic Pump Tubing

Innovalene XP is a thermoplastic elastomer tubing with a hardness of Shore A 65. It has a temperature range of -73 degrees to 60 degrees. It is colorless and transparent without adding plasticizers. It has good resilience and good wear resistance. It can be used for long Time peristaltic pump use and other advantages.

Innovalene XP has FDA 21CFR 177.2600 certification, can be used in medical and biopharmaceutical fields, can be sterilized, and has good tolerance to most acids, alkalis, and organic solvents.

Prepared through special processing technology, it has a smooth inner surface, reduces hanging liquid and microbial residues, and avoids cross-contamination. With a wide range of certifications, it can be widely used in various industrial, food, chemical and laboratory fields.

Adopt precision extrusion process, strictly control the dimensional tolerance, and can customize the cutting length. It can also be used for secondary treatment processes such as bonding buckle, flaring, coding, laser etching, etc., and customized production.



*Other calibers, lengths or packing methods can be customized

Cat. No.	Model	ID		OD		Wall Thickness		Per Package Length*	
		(mm)	(inch)	(mm)	(inch)	(mm)	(inch)	(m)	(foot)
L4X5-201-0050-0150	Metric size	0.50		1.50		0.50		15.2	50
L4X5-201-0079-0397	13#	0.79	1/32	3.97	5/32	1.59	1/16	15.2	50
L4X5-201-0100-0200	Metric size	1.00		2.00		0.50		15.2	50
L4X5-201-0150-0250	Metric size	1.50		2.50		0.50		15.2	50
L4X5-201-0100-0300	Metric size	1.00		3.00		1.00		15.2	50
L4X5-201-0159-0318		1.59	1/16	3.18	1/8	0.79	1/32	15.2	50
L4X5-201-0159-0476	14#	1.59	1/16	4.76	3/16	1.59	1/16	15.2	50
L4X5-201-0159-0635	119#	1.59	1/16	6.35	1/4	2.38	3/32	15.2	50
L4X5-201-0200-0400	Metric size	2.00		4.00		1.00		15.2	50
L4X5-201-0238-0556	19#	2.38	3/32	5.56	7/32	1.59	1/16	15.2	50
L4X5-201-0300-0500	Metric size	3.00		5.00		1.00		15.2	50
L4X5-201-0318-0476		3.18	1/8	4.76	3/16	0.79	1/32	15.2	50
L4X5-201-0318-0635	16#	3.18	1/8	6.35	1/4	1.59	1/16	15.2	50
L4X5-201-0318-0794	120#	3.18	1/8	7.94	5/16	2.38	3/32	15.2	50
L4X5-201-0397-0714		3.97	5/32	7.14	9/32	1.59	1/16	15.2	50
L4X5-201-0476-0794	25#	4.76	3/16	7.94	5/16	1.59	1/16	15.2	50
L4X5-201-0476-0953	15#	4.76	3/16	9.53	3/8	2.38	3/32	15.2	50
L4X5-201-0635-0953	17#	6.35	1/4	9.53	3/8	1.59	1/16	15.2	50
L4X5-201-0635-1111	24#	6.35	1/4	11.11	7/16	2.38	3/32	15.2	50
L4X5-201-0635-1270	26#	6.34	1/4	12.70	1/2	3.18	1/8	15.2	50
L4X5-201-0794-1111	18#	7.94	5/16	11.11	7/16	1.59	1/16	15.2	50
L4X5-201-0794-1270	35#	7.94	5/16	12.70	1/2	2.38	3/32	15.2	50
L4X5-201-0953-1270	96#	9.53	3/8	12.70	1/2	1.59	1/16	15.2	50
L4X5-201-0953-1429	36#	9.53	3/8	14.29	9/16	2.38	3/32	15.2	50
L4X5-201-0953-1588	73#	9.53	3/8	15.88	5/8	3.18	1/8	15.2	50
L4X5-201-1111-1429		11.11	7/16	14.29	9/16	1.59	1/16	15.2	50
L4X5-201-1270-1588		12.70	1/2	15.88	5/8	1.59	1/16	15.2	50
L4X5-201-1270-1905	82#	12.70	1/2	19.05	3/4	3.18	1/8	15.2	50
L4X5-201-1270-2223	88#	12.70	1/2	22.23	7/8	4.76	3/16	15.2	50
L4X5-201-1588-2064		15.88	5/8	20.64	13/16	2.38	3/32	15.2	50
L4X5-101-1588-2223	184#	15.88	5/8	22.23	7/8	3.18	1/8	7.62	25
L4X5-101-1588-2540	89#	15.88	5/8	25.4	1	4.76	3/16	7.62	25
L4X5-101-1905-2540		19.05	3/4	25.4	1	3.18	1/8	7.62	25
L4X5-101-1905-2858	191#	19.05	3/4	28.58	1-1/8	4.76	3/16	7.62	25
L4X5-101-1905-3175	91#	19.05	3/4	31.75	1-1/4	6.35	1/4	7.62	25
L4X5-101-2540-3175		25.40	1	31.75	1-1/4	3.18	1/8	7.62	25
L4X5-101-2540-3493	92#	25.40	1	34.93	1-3/8	4.76	3/16	7.62	25
L4X5-101-2540-3810		25.40	1	38.10	1-1/2	6.35	1/4	7.62	25

+ Innovalene® XP Product Specification Peristaltic Pump Tubing

Feature	Pastic elastomer																		
	<ul style="list-style-type: none"> Colorless and transparent Chemical resistance, resistance to grease, fuel, etc. Peristaltic pump can be used for a long time No plasticizer Compliance with RoHS and REACH standards 																		
Caution	<ul style="list-style-type: none"> Avoid folding Avoid high temperature 																		
Material	Thermoplastic elastomer																		
Operating temperature range	-73 °C to +60C																		
Physical properties	<table border="0"> <tr> <td>Shore A Hardness ASTM D 2240</td> <td>Colorless & transparent</td> <td>65A</td> </tr> <tr> <td>Density ASTM D792</td> <td>0.88 g/cm³</td> <td></td> </tr> <tr> <td>Tensile Strength at Break ASTM D 412</td> <td>5.30 MPa</td> <td></td> </tr> <tr> <td>Tensile Elongation ASTM D 412</td> <td>600 %</td> <td></td> </tr> <tr> <td>Tear Strength ASTM D 1004-94</td> <td>21 kN/m</td> <td></td> </tr> <tr> <td>Permanent Compression Set 70°C 22Hrs ASTM D 395</td> <td>37 %</td> <td></td> </tr> </table>	Shore A Hardness ASTM D 2240	Colorless & transparent	65A	Density ASTM D792	0.88 g/cm ³		Tensile Strength at Break ASTM D 412	5.30 MPa		Tensile Elongation ASTM D 412	600 %		Tear Strength ASTM D 1004-94	21 kN/m		Permanent Compression Set 70°C 22Hrs ASTM D 395	37 %	
Shore A Hardness ASTM D 2240	Colorless & transparent	65A																	
Density ASTM D792	0.88 g/cm ³																		
Tensile Strength at Break ASTM D 412	5.30 MPa																		
Tensile Elongation ASTM D 412	600 %																		
Tear Strength ASTM D 1004-94	21 kN/m																		
Permanent Compression Set 70°C 22Hrs ASTM D 395	37 %																		
Regulations and Certifications	FDA, RoHS, REACH																		
Sterilization	125 degrees 30 minutes damp heat sterilization single time ETO ethylene oxide sterilized single time 25kGy irradiation sterilization single time																		
Gas permeability	<table border="0"> <tr> <td>CO₂ 1140</td> <td rowspan="3">Gas volume [cm³] x wall thickness [mm] Inner Diameter Sectional Area [cm²] x Time [sec] x Pressure drop along pipe wall [cm Hg]</td> <td rowspan="3">X 10⁻¹⁰</td> </tr> <tr> <td>O₂ 76</td> </tr> <tr> <td>N₂ 190</td> </tr> </table>	CO ₂ 1140	Gas volume [cm ³] x wall thickness [mm] Inner Diameter Sectional Area [cm ²] x Time [sec] x Pressure drop along pipe wall [cm Hg]	X 10 ⁻¹⁰	O ₂ 76	N ₂ 190													
CO ₂ 1140	Gas volume [cm ³] x wall thickness [mm] Inner Diameter Sectional Area [cm ²] x Time [sec] x Pressure drop along pipe wall [cm Hg]	X 10 ⁻¹⁰																	
O ₂ 76																			
N ₂ 190																			
Odor Toxicity	none																		
Theoretical service life	at 0 bar life 1000 hrs at 0.7 bar 400 hrs																		

+ Innovalene® 3500 Fuel Resistant Peristaltic Pump Tubing

- Longest service life of Innovalene tubing material
- Excellent choice where peristaltic pump use and good chemical resistance is needed

Innovalene 3500 is a polyvinyl chloride elastomer hose with a Shore A hardness of 65. It is yellow and transparent, has good resilience and wear resistance, and is suitable for use in peristaltic pumps.

Innovalene 3500 has a special formula, which has the characteristics of anti-migration, anti-swelling and anti-penetration for hydrocarbons, lubricants, petroleum solvents, fuels, coolants, etc. It can be widely used in small fuel-driven handheld devices, automobiles, printing and other industries.



*Other calibers, lengths or packing methods can be customized

Cat. No.	Model	ID		OD		Wall Thickness		Per Package Length*	
		(mm)	(inch)	(mm)	(inch)	(mm)	(inch)	(m)	(foot)
L35F-201-0050-0150	Metric size	0.50		1.50		0.50		15.2	50
L35F-201-0079-0397	13#	0.79	1/32	3.97	5/32	1.59	1/16	15.2	50
L35F-201-0100-0200	Metric size	1.00		2.00		0.50		15.2	50
L35F-201-0150-0250	Metric size	1.50		2.50		0.50		15.2	50
L35F-201-0100-0300	Metric size	1.00		3.00		1.00		15.2	50
L35F-201-0159-0318		1.59	1/16	3.18	1/8	0.79	1/32	15.2	50
L35F-201-0159-0476	14#	1.59	1/16	4.76	3/16	1.59	1/16	15.2	50
L35F-201-0159-0635	119#	1.59	1/16	6.35	1/4	2.38	3/32	15.2	50
L35F-201-0200-0400	Metric size	2.00		4.00		1.00		15.2	50
L35F-201-0238-0556	19#	2.38	3/32	5.56	7/32	1.59	1/16	15.2	50
L35F-201-0300-0500	Metric size	3.00		5.00		1.00		15.2	50
L35F-201-0318-0476		3.18	1/8	4.76	3/16	0.79	1/32	15.2	50
L35F-201-0318-0635	16#	3.18	1/8	6.35	1/4	1.59	1/16	15.2	50
L35F-201-0318-0794	120#	3.18	1/8	7.94	5/16	2.38	3/32	15.2	50
L35F-201-0397-0714		3.97	5/32	7.14	9/32	1.59	1/16	15.2	50
L35F-201-0476-0794	25#	4.76	3/16	7.94	5/16	1.59	1/16	15.2	50
L35F-201-0476-0953	15#	4.76	3/16	9.53	3/8	2.38	3/32	15.2	50
L35F-201-0635-0953	17#	6.35	1/4	9.53	3/8	1.59	1/16	15.2	50
L35F-201-0635-1111	24#	6.35	1/4	11.11	7/16	2.38	3/32	15.2	50
L35F-201-0635-1270	26#	6.34	1/4	12.70	1/2	3.18	1/8	15.2	50
L35F-201-0794-1111	18#	7.94	5/16	11.11	7/16	1.59	1/16	15.2	50
L35F-201-0794-1270	35#	7.94	5/16	12.70	1/2	2.38	3/32	15.2	50
L35F-201-0953-1270	96#	9.53	3/8	12.70	1/2	1.59	1/16	15.2	50
L35F-201-0953-1429	36#	9.53	3/8	14.29	9/16	2.38	3/32	15.2	50
L35F-201-0953-1588	73#	9.53	3/8	15.88	5/8	3.18	1/8	15.2	50
L35F-201-1111-1429		11.11	7/16	14.29	9/16	1.59	1/16	15.2	50
L35F-201-1270-1588		12.70	1/2	15.88	5/8	1.59	1/16	15.2	50
L35F-201-1270-1905	82#	12.70	1/2	19.05	3/4	3.18	1/8	15.2	50
L35F-201-1270-2223	88#	12.70	1/2	22.23	7/8	4.76	3/16	15.2	50
L35F-201-1588-2064		15.88	5/8	20.64	13/16	2.38	3/32	15.2	50
L35F-101-1588-2223	184#	15.88	5/8	22.23	7/8	3.18	1/8	7.62	25
L35F-101-1588-2540	89#	15.88	5/8	25.4	1	4.76	3/16	7.62	25
L35F-101-1905-2540		19.05	3/4	25.4	1	3.18	1/8	7.62	25
L35F-101-1905-2858	191#	19.05	3/4	28.58	1-1/8	4.76	3/16	7.62	25
L35F-101-1905-3175	91#	19.05	3/4	31.75	1-1/4	6.35	1/4	7.62	25
L35F-101-2540-3175		25.40	1	31.75	1-1/4	3.18	1/8	7.62	25
L35F-101-2540-3493	92#	25.40	1	34.93	1-3/8	4.76	3/16	7.62	25
L35F-101-2540-3810		25.40	1	38.10	1-1/2	6.35	1/4	7.62	25

Note


For detailed compatibility with various chemical solvents, please refer to "Innovaprene® Product Chemical Compatibility Information Sheet" or consult our sales personnel.

+ Innovalene® 3500 Product Specification Peristaltic Pump Tubing

Feature	<ul style="list-style-type: none"> Stable flow, can be used with peristaltic pumps Chemical resistance, resistant to dye, fuel oil, lubricants, etc. No free -35 degrees to 75 degrees temperature range, can be sterilized Compliance with RoHS and REACH standards 																		
Caution	<ul style="list-style-type: none"> Avoid high temperature Avoid high pressure 																		
Material	PVC compound																		
Operating temperature range	-35 °C to +75C																		
Physical properties	<table border="0"> <tr> <td>Shore A Hardness ASTM D 2240</td> <td>Color</td> <td>yellow transparent</td> </tr> <tr> <td>Density ASTM D792</td> <td>65A</td> <td></td> </tr> <tr> <td>Tensile Strength at Break ASTM D 412</td> <td>1.24 g/cm³</td> <td></td> </tr> <tr> <td>Tensile Elongation ASTM D 412</td> <td>13.0 MPa</td> <td></td> </tr> <tr> <td>Tear Strength ASTM D 1004-94</td> <td>380 %</td> <td></td> </tr> <tr> <td>Permanent Compression Set 70°C 22Hrs ASTM D 395</td> <td>38 N/mm</td> <td>62%</td> </tr> </table>	Shore A Hardness ASTM D 2240	Color	yellow transparent	Density ASTM D792	65A		Tensile Strength at Break ASTM D 412	1.24 g/cm ³		Tensile Elongation ASTM D 412	13.0 MPa		Tear Strength ASTM D 1004-94	380 %		Permanent Compression Set 70°C 22Hrs ASTM D 395	38 N/mm	62%
Shore A Hardness ASTM D 2240	Color	yellow transparent																	
Density ASTM D792	65A																		
Tensile Strength at Break ASTM D 412	1.24 g/cm ³																		
Tensile Elongation ASTM D 412	13.0 MPa																		
Tear Strength ASTM D 1004-94	380 %																		
Permanent Compression Set 70°C 22Hrs ASTM D 395	38 N/mm	62%																	
Regulations and Certifications	RoHS, REACH																		
Sterilization	125 degrees 30 minutes damp heat sterilization single time ETO ethylene oxide sterilized single time 25kGy irradiation sterilization single time																		
Gas permeability	<table border="0"> <tr> <td>CO₂ 100</td> <td rowspan="3">Gas volume [cm³] x wall thickness [mm] Inner Diameter Sectional Area [cm²] x Time [sec] x Pressure drop along pipe wall [cm Hg]</td> <td rowspan="3">X 10⁻¹⁰</td> </tr> <tr> <td>O₂ 22</td> </tr> <tr> <td>N₂ 12</td> </tr> </table>	CO ₂ 100	Gas volume [cm ³] x wall thickness [mm] Inner Diameter Sectional Area [cm ²] x Time [sec] x Pressure drop along pipe wall [cm Hg]	X 10 ⁻¹⁰	O ₂ 22	N ₂ 12													
CO ₂ 100	Gas volume [cm ³] x wall thickness [mm] Inner Diameter Sectional Area [cm ²] x Time [sec] x Pressure drop along pipe wall [cm Hg]	X 10 ⁻¹⁰																	
O ₂ 22																			
N ₂ 12																			
Odor Toxicity	none																		
Theoretical service life	at 0 bar life 200 hrs at 0.7 bar 75 hrs																		

+ Innovalene® 4375 (BK)

Chemical Resistant Transparent Tubing
Chemical Resistant Black Tubing



The transparent tubing is specially designed for the transmission of various chemical reagents, and the special formula ensures good resistance to various corrosive liquids, especially suitable for the transmission of acids, alkalis, ketones, and alcohols.

Compliant with FDA food contact requirements

Food Grade

The 4375 series is colorless and transparent, with a hardness of 75A, suitable for the transfer of chemical reagents and organic solvents. Good resistance to acids, bases, ketones, alcohol chemicals. Does not contain any plasticizers, pure and recyclable. Prepared through special processing technology, it has a smooth inner surface, reduc-

es hanging liquid and microbial residues, and avoids cross-contamination. With a wide range of certifications, it can be widely used in various industrial, food, chemical and laboratory fields. This product is also available in black levels.

+ Features

- Clear transparent or black
- Good chemical resistance
- Resistance to chemical swelling
- No added plasticizer
- 75A shore hardness
- Available in various metric and imperial sizes

+ Regulations & Certifications

- FDA 21CFR 177.2600
- RoHS
- REACH

+ Application

- Chemical reagent delivery
- Printing ink transfer
- Laboratory chemical reagent transfer
- Alcohol delivery
- Detergent and cleaner transfer

*For details of food contact compliance information, please Innovalene® sales representative

+ Innovalene® 4375 Typical Physical Properties

Physical Properties Table	Test Methods	Unit	Typical Value
Color	-		Colorless transparent / black
Shore A hardness, 5 sec	ASTM D 2240		75
Density	ASTM D 792		0.88
Operating temperature			
UV resistance			Excellent
Gas permeability rate			Excellent
Water absorption rate			Low
Tensile strength at break	ASTM D 412	Mpa	13.2
Tensile elongation at break	ASTM D 412	%	900
Tear tensile strength	ASTM D1004-94	kN/m	42
Permanent compression set, 70°C22hrs	ASTM D395-98-B	%	
Embrittlement temperature	ASTM D 746	°C	

+ Innovalene® 4375 Inventoried Sizes*

*Other calibers, lengths or packing methods can be customized

Cat. No.	Model	ID		OD		Wall Thickness		Length Per Package ¹		Minimum Bending Radius	RECO Working Pressure	RECO Vacuum Pressure
		(mm)	(inch)	(mm)	(inch)	(mm)	(inch)	(m)	(foot)			
L437-201-0050-0150	Metric size	0.50		1.50		0.50		15.2	50			1.0bar
L437-201-0079-0397	13#	0.79	1/32	3.97	5/32	1.59	1/16	15.2	50			1.0bar
L437-201-0100-0200	Metric size	1.00		2.00		0.50		15.2	50			1.0bar
L437-201-0150-0250	Metric size	1.50		2.50		0.50		15.2	50			1.0bar
L437-201-0100-0300	Metric size	1.00		3.00		1.00		15.2	50			1.0bar
L437-201-0159-0318		1.59	1/16	3.18	1/8	0.79	1/32	15.2	50	6mm	3.5bar	1.0bar
L437-201-0159-0476	14#	1.59	1/16	4.76	3/16	1.59	1/16	15.2	50	3.2mm	5.6bar	1.0bar
L437-201-0159-0635	119#	1.59	1/16	6.35	1/4	2.38	3/32	15.2	50			
L437-201-0200-0400	Metric size	2.00		4.00		1.00		15.2	50			
L437-201-0238-0556	19#	2.38	3/32	5.56	7/32	1.59	1/16	15.2	50	6mm		1.0bar
L437-201-0300-0500	Metric size	3.00		5.00		1.00		15.2	50			
L437-201-0318-0476		3.18	1/8	4.76	3/16	0.79	1/32	15.2	50			
L437-201-0318-0635	16#	3.18	1/8	6.35	1/4	1.59	1/16	15.2	50	6mm	3.5bar	1.0bar
L437-201-0318-0794	120#	3.18	1/8	7.94	5/16	2.38	3/32	15.2	50			
L437-201-0397-0714		3.97	5/32	7.14	9/32	1.59	1/16	15.2	50			
L437-201-0476-0794	25#	4.76	3/16	7.94	5/16	1.59	1/16	15.2	50	13mm	2.6bar	1.0bar
L437-201-0476-0953	15#	4.76	3/16	9.53	3/8	2.38	3/32	15.2	50			1.0bar
L437-201-0635-0953	17#	6.35	1/4	9.53	3/8	1.59	1/16	15.2	50	19mm	2.2bar	1.0bar
L437-201-0635-1111	24#	6.35	1/4	11.11	7/16	2.38	3/32	15.2	50	19mm		
L437-201-0635-1270	26#	6.34	1/4	12.70	1/2	3.18	1/8	15.2	50	19mm		
L437-201-0794-1111	18#	7.94	5/16	11.11	7/16	1.59	1/16	15.2	50	32mm	1.8bar	1.0bar
L437-201-0794-1270	35#	7.94	5/16	12.70	1/2	2.38	3/32	15.2	50			
L437-201-0953-1270	96#	9.53	3/8	12.70	1/2	1.59	1/16	15.2	50	38mm	1.5bar	0.7bar
L437-201-0953-1429	36#	9.53	3/8	14.29	9/16	2.38	3/32	15.2	50	38mm		1.0bar
L437-201-0953-1588	73#	9.53	3/8	15.88	5/8	3.18	1/8	15.2	50	29mm	2.2bar	1.0bar
L437-201-1111-1429		11.11	7/16	14.29	9/16	1.59	1/16	15.2	50			
L437-201-1270-1588		12.70	1/2	15.88	5/8	1.59	1/16	15.2	50			
L437-201-1270-1905	82#	12.70	1/2	19.05	3/4	3.18	1/8	15.2	50	38mm	2.2bar	1.0bar
L437-201-1270-2223	88#	12.70	1/2	22.23	7/8	4.76	3/16	15.2	50			
L437-201-1588-2064		15.88	5/8	20.64	13/16	2.38	3/32	15.2	50			
L437-101-1588-2223	184#	15.88	5/8	22.23	7/8	3.18	1/8	7.62	25	64mm	1.8bar	1.0bar
L437-101-1588-2540	89#	15.88	5/8	25.4	1	4.76	3/16	7.62	25			
L437-101-1905-2540		19.05	3/4	25.4	1	3.18	1/8	7.62	25	70mm	1.5bar	0.7bar
L437-101-1905-2858	191#	19.05	3/4	28.58	1-1/8	4.76	3/16	7.62	25			
L437-101-1905-3175	91#	19.05	3/4	31.75	1-1/4	6.35	1/4	7.62	25			
L437-101-2540-3175		25.40	1	31.75	1-1/4	3.18	1/8	7.62	25			
L437-101-2540-3493	92#	25.40	1	34.93	1-3/8	4.76	3/16	7.62	25	83mm	1.6bar	0.9bar
L437-101-2540-3810		25.40	1	38.10	1-1/2	6.35	1/4	7.62	25			

¹The recommended working pressure is the calculated value of the burst pressure measured by ASTM D1599 at a ratio of 1:4 at 23 degrees. For the detailed compatibility of Innovalene™ 4375 with various chemical solvents, please refer to "Innovalene™ Product Chemical Compatibility Information Sheet" or consult our sales staff

+ Innovalene® 4365 Chemical Resistant Transparent Peristaltic Pump Tubing

The 4365 series is a transparent hose specially designed for transporting various chemical reagents, using thermoplastic elastomer materials. Good resistance to various corrosive liquids is guaranteed by a special formula, and can be used for conventional peristaltic pumps. With low gas permeability, 65A hardness is suitable for peristaltic pumps. Good resistance to acids, bases, ketones, alcohol chemicals. Does not contain any plasticizers, pure and recyclable. Prepared through special processing technology, it has a smooth inner surface, reduces hanging liquid and microbial residues, and avoids cross-contamination. With a wide range of certifications, it can be widely used in various industrial, food, chemical and laboratory fields.

Adopt precision extrusion process, strictly control the dimensional tolerance, and can customize the cutting length. It can also be used for secondary treatment processes such as bonding buckle, flaring, coding, laser etching, etc., and customized production.



*Other calibers, lengths or packing methods can be customized

Cat. No.	Model	ID		OD		Wall Thickness		Per Package Length	
		(mm)	(inch)	(mm)	(inch)	(mm)	(inch)	(m)	(foot)
L436-201-0050-0150	Metric size	0.50		1.50		0.50		15.2	50
L436-201-0079-0397	13#	0.79	1/32	3.97	5/32	1.59	1/16	15.2	50
L436-201-0100-0200	Metric size	1.00		2.00		0.50		15.2	50
L436-201-0150-0250	Metric size	1.50		2.50		0.50		15.2	50
L436-201-0100-0300	Metric size	1.00		3.00		1.00		15.2	50
L436-201-0159-0318		1.59	1/16	3.18	1/8	0.79	1/32	15.2	50
L436-201-0159-0476	14#	1.59	1/16	4.76	3/16	1.59	1/16	15.2	50
L436-201-0159-0635	119#	1.59	1/16	6.35	1/4	2.38	3/32	15.2	50
L436-201-0200-0400	Metric size	2.00		4.00		1.00		15.2	50
L436-201-0238-0556	19#	2.38	3/32	5.56	7/32	1.59	1/16	15.2	50
L436-201-0300-0500	Metric size	3.00		5.00		1.00		15.2	50
L436-201-0318-0476		3.18	1/8	4.76	3/16	0.79	1/32	15.2	50
L436-201-0318-0635	16#	3.18	1/8	6.35	1/4	1.59	1/16	15.2	50
L436-201-0318-0794	120#	3.18	1/8	7.94	5/16	2.38	3/32	15.2	50
L436-201-0397-0714		3.97	5/32	7.14	9/32	1.59	1/16	15.2	50
L436-201-0476-0794	25#	4.76	3/16	7.94	5/16	1.59	1/16	15.2	50
L436-201-0476-0953	15#	4.76	3/16	9.53	3/8	2.38	3/32	15.2	50
L436-201-0635-0953	17#	6.35	1/4	9.53	3/8	1.59	1/16	15.2	50
L436-201-0635-1111	24#	6.35	1/4	11.11	7/16	2.38	3/32	15.2	50
L436-201-0635-1270	26#	6.34	1/4	12.70	1/2	3.18	1/8	15.2	50
L436-201-0794-1111	18#	7.94	5/16	11.11	7/16	1.59	1/16	15.2	50
L436-201-0794-1270	35#	7.94	5/16	12.70	1/2	2.38	3/32	15.2	50
L436-201-0953-1270	96#	9.53	3/8	12.70	1/2	1.59	1/16	15.2	50
L436-201-0953-1429	36#	9.53	3/8	14.29	9/16	2.38	3/32	15.2	50
L436-201-0953-1588	73#	9.53	3/8	15.88	5/8	3.18	1/8	15.2	50
L436-201-1111-1429		11.11	7/16	14.29	9/16	1.59	1/16	15.2	50
L436-201-1270-1588		12.70	1/2	15.88	5/8	1.59	1/16	15.2	50
L436-201-1270-1905	82#	12.70	1/2	19.05	3/4	3.18	1/8	15.2	50
L436-201-1270-2223	88#	12.70	1/2	22.23	7/8	4.76	3/16	15.2	50
L436-201-1588-2064		15.88	5/8	20.64	13/16	2.38	3/32	15.2	50
L436-101-1588-2223	184#	15.88	5/8	22.23	7/8	3.18	1/8	7.62	25
L436-101-1588-2540	89#	15.88	5/8	25.4	1	4.76	3/16	7.62	25
L436-101-1905-2540		19.05	3/4	25.4	1	3.18	1/8	7.62	25
L436-101-1905-2858	191#	19.05	3/4	28.58	1-1/8	4.76	3/16	7.62	25
L436-101-1905-3175	91#	19.05	3/4	31.75	1-1/4	6.35	1/4	7.62	25
L436-101-2540-3175		25.40	1	31.75	1-1/4	3.18	1/8	7.62	25
L436-101-2540-3493	92#	25.40	1	34.93	1-3/8	4.76	3/16	7.62	25
L436-101-2540-3810		25.40	1	38.10	1-1/2	6.35	1/4	7.62	25

+ Innovalene® 4365 Product Specification

Peristaltic Pump Tubing

Feature	Thermoplastic elastomer	
	<ul style="list-style-type: none"> Colorless and transparent Chemical resistance, resistant to grease, fuel, etc. Can be used with peristaltic pump No plasticizer Comply with RoHS and REACH standards 	
Caution	<ul style="list-style-type: none"> Avoid folding Avoid high temperature 	
Material	<ul style="list-style-type: none"> Thermoplastic elastomer 	
Operating temperature range	-73 °C to +93°C	
Physical properties	Color Shore A Hardness ASTM D 2240 Density ASTM D792 Tensile Strength at Break ASTM D 412 Tensile Elongation ASTM D 412 Tear Strength ASTM D 1004-94 Permanent Compression Set 70°C 22Hrs ASTM D 395	Colorless & transparent 65A 0.86 g/cm ³ 6.20 MPa 1000 % 34 kN/m 25 %
Regulations and Certifications	FDA, RoHS, REACH	
Sterilization	ETO ethylene oxide sterilized single time 25kGy irradiation sterilization single time	
Gas permeability rate	$\frac{\text{Gas volume [cm}^3\text{]} \times \text{wall thickness [mm]}}{\text{Inner Diameter Sectional Area [cm}^2\text{]} \times \text{Time [sec]} \times \text{Pressure drop along pipe wall [cm Hg]}} \times 10^{-10}$	
Odor Toxicity	none none	
Theoretical service life	at 0 bar life 500 hrs at 0.7 bar 200 hrs	

+ Innovalene® 4500 Peristaltic Pump Tubing

- Longest service life of Innovalene tubing material
- Excellent choice where peristaltic pump use and good chemical resistance is needed

Innovalene 4500 is a thermoplastic elastomer hose with Shore A hardness of 60. It has a temperature range of -70 degrees to 125 degrees. It is transparent, plasticizer free, good resilience and wear resistance, and is suitable for use in peristaltic pumps and other applications.

In addition, the Innovalene 4500 is USP Class VI certified for use in the medical and bio-pharmaceutical fields and is fully ISO 10993 certified for biocompatibility, sterilization, and aseptic welding.

Note

For detailed compatibility with various chemical solvents, please refer to "Innovaprene® Product Chemical Compatibility Information Sheet" or consult our sales personnel.

+ Innovalene® 4500 Product Specification

Peristaltic Pump Tubing

Feature	<ul style="list-style-type: none"> Stable flow, can be used with peristaltic pumps Chemical resistance, resistant to dye, detergent, vinegar, etc. Biocompatibility, medical and biopharmaceutical grade -70 degrees to 125 degrees temperature range, can be sterilized Compliant with USP Class VI, ISO 1093, RoHS and REACH 		
Caution	<ul style="list-style-type: none"> Avoid folding Avoid high pressure 		
Material	<ul style="list-style-type: none"> Thermoplastic elastomer 		
Operating temperature range	-50°C to +130°C		
Physical properties	Color Shore A Hardness ASTM D 2240 Density ASTM D792 Tensile Strength at Break ASTM D 412 Tensile Elongation ASTM D 412 Tear Strength ASTM D 1004-94 Permanent Compression Set 70°C 22Hrs ASTM D 395	Color 60A 0.89 g/cm ³ 8.5 MPa 1000 % 38 N/mm 41%	Colorless & transparent
Regulations and Certifications	RoHS, REACH		
Sterilization	125 degrees 30 minutes damp heat sterilization single time ETO ethylene oxide sterilized single time 25kGy irradiation sterilization single time		
Gas permeability	$\frac{\text{Gas volume [cm}^3\text{]} \times \text{wall thickness [mm]}}{\text{Inner Diameter Sectional Area [cm}^2\text{]} \times \text{Time [sec]} \times \text{Pressure drop along pipe wall [cm Hg]}} \times 10^{-10}$		
Odor Toxicity	none none		
Theoretical service life	at 0 bar life 500 hrs at 0.7 bar 200 hrs		



*Other calibers, lengths or packing methods can be customized

Cat. No.	Model	ID		OD		Wall Thickness		Per Package Length	
		(mm)	(inch)	(mm)	(inch)	(mm)	(inch)	(m)	(foot)
L450-201-0050-0150	Metric size	0.50		1.50		0.50		15.2	50
L450-201-0079-0397	13#	0.79	1/32	3.97	5/32	1.59	1/16	15.2	50
L450-201-0100-0200	Metric size	1.00		2.00		0.50		15.2	50
L450-201-0150-0250	Metric size	1.50		2.50		0.50		15.2	50
L450-201-0100-0300	Metric size	1.00		3.00		1.00		15.2	50
L450-201-0159-0318		1.59	1/16	3.18	1/8	0.79	1/32	15.2	50
L450-201-0159-0476	14#	1.59	1/16	4.76	3/16	1.59	1/16	15.2	50
L450-201-0159-0635	119#	1.59	1/16	6.35	1/4	2.38	3/32	15.2	50
L450-201-0200-0400	Metric size	2.00		4.00		1.00		15.2	50
L450-201-0238-0556	19#	2.38	3/32	5.56	7/32	1.59	1/16	15.2	50
L450-201-0300-0500	Metric size	3.00		5.00		1.00		15.2	50
L450-201-0318-0476		3.18	1/8	4.76	3/16	0.79	1/32	15.2	50
L450-201-0318-0635	16#	3.18	1/8	6.35	1/4	1.59	1/16	15.2	50
L450-201-0318-0794	120#	3.18	1/8	7.94	5/16	2.38	3/32	15.2	50
L450-201-0397-0714		3.97	5/32	7.14	9/32	1.59	1/16	15.2	50
L450-201-0476-0794	25#	4.76	3/16	7.94	5/16	1.59	1/16	15.2	50
L450-201-0476-0953	15#	4.76	3/16	9.53	3/8	2.38	3/32	15.2	50
L450-201-0635-0953	17#	6.35	1/4	9.53	3/8	1.59	1/16	15.2	50
L450-201-0635-1111	24#	6.35	1/4	11.11	7/16	2.38	3/32	15.2	50
L450-201-0635-1270	26#	6.34	1/4	12.70	1/2	3.18	1/8	15.2	50
L450-201-0794-1111	18#	7.94	5/16	11.11	7/16	1.59	1/16	15.2	50
L450-201-0794-1270	35#	7.94	5/16	12.70	1/2	2.38	3/32	15.2	50
L450-201-0953-1270	96#	9.53	3/8	12.70	1/2	1.59	1/16	15.2	50
L450-201-0953-1429	36#	9.53	3/8	14.29	9/16	2.38	3/32	15.2	50
L450-201-0953-1588	73#	9.53	3/8	15.88	5/8	3.18	1/8	15.2	50
L450-201-1111-1429		11.11	7/16	14.29	9/16	1.59	1/16	15.2	50
L450-201-1270-1588		12.70	1/2	15.88	5/8	1.59	1/16	15.2	50
L450-201-1270-1905	82#	12.70	1/2	19.05	3/4	3.18	1/8	15.2	50
L450-201-1270-2223	88#	12.70	1/2	22.23	7/8	4.76	3/16	15.2	50
L450-201-1588-2064		15.88	5/8	20.64	13/16	2.38	3/32	15.2	50
L450-101-1588-2223	184#	15.88	5/8	22.23	7/8	3.18	1/8	7.62	25
L450-101-1588-2540	89#	15.88	5/8	25.4	1	4.76	3/16	7.62	25
L450-101-1905-2540		19.05	3/4	25.4	1	3.18	1/8	7.62	25
L450-101-1905-2858	191#	19.05	3/4	28.58	1-1/8	4.76	3/16	7.62	25
L450-101-1905-3175	91#	19.05	3/4	31.75	1-1/4	6.35	1/4	7.62	25
L450-101-2540-3175		25.40	1	31.75	1-1/4	3.18	1/8	7.62	25
L450-101-2540-3493	92#	25.40	1	34.93	1-3/8	4.76	3/16	7.62	25
L450-101-2540-3810		25.40	1	38.10	1-1/2	6.35	1/4	7.62	25

+ Innovalene® IND 65 Transparent PVC Tubing

Innovalene IND 65 is a polyvinyl chloride PVC hose with Shore A 65 hardness, a fluid transmission tubing specially developed for industrial fluid equipment, without using DEHP plasticizer. The tubing is colorless and highly transparent, with extremely high cost performance, and can be widely used in various industrial, chemical and laboratory fields.

Adopt precision extrusion process, strictly control the dimensional tolerance, and can customize the cutting length. It can also be used for secondary treatment processes such as bonding buckle, flaring, coding, laser etching, etc., and customized production.

High cost performance, colorless and transparent, resistant to staining, suitable for in vitro diagnostic equipment waste liquid pipeline.



*Other calibers, lengths or packing methods can be customized

Cat. No.	Model	ID		OD		Wall Thickness		Per Package Length*	
		(mm)	(inch)	(mm)	(inch)	(mm)	(inch)	(m)	(foot)
L316-201-0050-0150	Metric size	0.50		1.50		0.50		15.2	50
L316-201-0079-0397	13#	0.79	1/32	3.97	5/32	1.59	1/16	15.2	50
L316-201-0100-0200	Metric size	1.00		2.00		0.50		15.2	50
L316-201-0150-0250	Metric size	1.50		2.50		0.50		15.2	50
L316-201-0100-0300	Metric size	1.00		3.00		1.00		15.2	50
L316-201-0159-0318		1.59	1/16	3.18	1/8	0.79	1/32	15.2	50
L316-201-0159-0476	14#	1.59	1/16	4.76	3/16	1.59	1/16	15.2	50
L316-201-0159-0635	119#	1.59	1/16	6.35	1/4	2.38	3/32	15.2	50
L316-201-0200-0400	Metric size	2.00		4.00		1.00		15.2	50
L316-201-0238-0556	19#	2.38	3/32	5.56	7/32	1.59	1/16	15.2	50
L316-201-0300-0500	Metric size	3.00		5.00		1.00		15.2	50
L316-201-0318-0476		3.18	1/8	4.76	3/16	0.79	1/32	15.2	50
L316-201-0318-0635	16#	3.18	1/8	6.35	1/4	1.59	1/16	15.2	50
L316-201-0318-0794	120#	3.18	1/8	7.94	5/16	2.38	3/32	15.2	50
L316-201-0397-0714		3.97	5/32	7.14	9/32	1.59	1/16	15.2	50
L316-201-0476-0794	25#	4.76	3/16	7.94	5/16	1.59	1/16	15.2	50
L316-201-0476-0953	15#	4.76	3/16	9.53	3/8	2.38	3/32	15.2	50
L316-201-0635-0953	17#	6.35	1/4	9.53	3/8	1.59	1/16	15.2	50
L316-201-0635-1111	24#	6.35	1/4	11.11	7/16	2.38	3/32	15.2	50
L316-201-0635-1270	26#	6.34	1/4	12.70	1/2	3.18	1/8	15.2	50
L316-201-0794-1111	18#	7.94	5/16	11.11	7/16	1.59	1/16	15.2	50
L316-201-0794-1270	35#	7.94	5/16	12.70	1/2	2.38	3/32	15.2	50
L316-201-0953-1270	96#	9.53	3/8	12.70	1/2	1.59	1/16	15.2	50
L316-201-0953-1429	36#	9.53	3/8	14.29	9/16	2.38	3/32	15.2	50
L316-201-0953-1588	73#	9.53	3/8	15.88	5/8	3.18	1/8	15.2	50
L316-201-1111-1429		11.11	7/16	14.29	9/16	1.59	1/16	15.2	50
L316-201-1270-1588		12.70	1/2	15.88	5/8	1.59	1/16	15.2	50
L316-201-1270-1905	82#	12.70	1/2	19.05	3/4	3.18	1/8	15.2	50
L316-201-1270-2223	88#	12.70	1/2	22.23	7/8	4.76	3/16	15.2	50
L316-201-1588-2064		15.88	5/8	20.64	13/16	2.38	3/32	15.2	50
L316-101-1588-2223	184#	15.88	5/8	22.23	7/8	3.18	1/8	7.62	25
L316-101-1588-2540	89#	15.88	5/8	25.4	1	4.76	3/16	7.62	25
L316-101-1905-2540		19.05	3/4	25.4	1	3.18	1/8	7.62	25
L316-101-1905-2858	191#	19.05	3/4	28.58	1-1/8	4.76	3/16	7.62	25
L316-101-1905-3175	91#	19.05	3/4	31.75	1-1/4	6.35	1/4	7.62	25
L316-101-2540-3175		25.40	1	31.75	1-1/4	3.18	1/8	7.62	25
L316-101-2540-3493	92#	25.40	1	34.93	1-3/8	4.76	3/16	7.62	25
L316-101-2540-3810		25.40	1	38.10	1-1/2	6.35	1/4	7.62	25

+ Innovalene® IND 65 Product Specification

Peristaltic Pump Tubing

Feature	Polyvinyl chloride PVC	
	<ul style="list-style-type: none"> Colorless and transparent Chemical resistance etc. Non DEHP Compliance with RoHS and REACH standards 	
Caution	<ul style="list-style-type: none"> Avoid high pressure Avoid high temperature 	
Material	<ul style="list-style-type: none"> PVC 	
Operating temperature range	-50 °C to +75°C	
Physical properties	Color	Colorless & transparent
	Shore A Hardness ASTM D 2240	65A
	Density ASTM D792	1.18 g/cm ³
	Tensile Strength at Break ASTM D 412	13.0 MPa
	Tensile Elongation ASTM D 412	350 %
	Tear Strength ASTM D 1004-94	30 kN/m
	Permanent Compression Set 70°C 22hrs ASTM D 395	57 %
Regulations and Certifications	RoHS, REACH	
Sterilization		
Gas permeability	$\frac{\text{Gas volume [cm}^3\text{]} \times \text{wall thickness [mm]}}{\text{Inner Diameter Sectional Area [cm}^2\text{]} \times \text{Time [sec]} \times \text{Pressure drop along pipe wall [cm Hg]}} \times 10^{-10}$	
	CO ₂ 563	
	O ₂ 124	
	N ₂ 67	
Odor	none	
Toxicity	none	
Theoretical service life		

+ Innovalloy® 3000 Peristaltic Pump Tubing

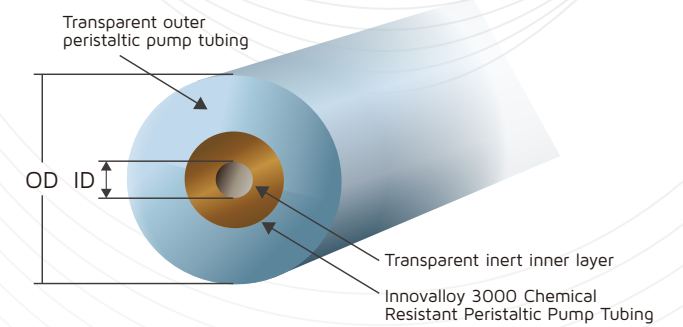
- Longest service life of Innovalloy tubing material
- Excellent choice where peristaltic pump use and good chemical resistance is needed

Innovalloy 3000 is a sandwich structure peristaltic pump hose with a Shore A hardness of 70. It is colorless and transparent, has good resilience and good wear resistance, and is suitable for use in peristaltic pumps.

Innovalloy 3000 has a special formula, which has the characteristics of anti-migration, anti-swelling and anti-penetration for hydrocarbons, lubricants, petroleum solvents, fuels, coolants, etc. It can be widely used in small fuel-driven handheld devices, automobiles, printing and other industries.

Note

For detailed compatibility with various chemical solvents, please refer to "Innovaprene® Product Chemical Compatibility Information Sheet" or consult our sales personnel.



*Other calibers, lengths or packing methods can be customized

Cat. No.	Model	ID		OD		Wall Thickness		Per Package Length*	
		(mm)	(inch)	(mm)	(inch)	(mm)	(inch)	(m)	(foot)
A340-201-0050-0150	Metric size	0.50		1.50		0.50		15.2	50
A340-201-0079-0397	13#	0.79	1/32	3.97	5/32	1.59	1/16	15.2	50
A340-201-0100-0200	Metric size	1.00		2.00		0.50		15.2	50
A340-201-0150-0250	Metric size	1.50		2.50		0.50		15.2	50
A340-201-0100-0300	Metric size	1.00		3.00		1.00		15.2	50
A340-201-0159-0318		1.59	1/16	3.18	1/8	0.79	1/32	15.2	50
A340-201-0159-0476	14#	1.59	1/16	4.76	3/16	1.59	1/16	15.2	50
A340-201-0159-0635	119#	1.59	1/16	6.35	1/4	2.38	3/32	15.2	50
A340-201-0200-0400	Metric size	2.00		4.00		1.00		15.2	50
A340-201-0238-0556	19#	2.38	3/32	5.56	7/32	1.59	1/16	15.2	50
A340-201-0300-0500	Metric size	3.00		5.00		1.00		15.2	50
A340-201-0318-0476		3.18	1/8	4.76	3/16	0.79	1/32	15.2	50
A340-201-0318-0635	16#	3.18	1/8	6.35	1/4	1.59	1/16	15.2	50
A340-201-0318-0794	120#	3.18	1/8	7.94	5/16	2.38	3/32	15.2	50
A340-201-0397-0714		3.97	5/32	7.14	9/32	1.59	1/16	15.2	50
A340-201-0476-0794	25#	4.76	3/16	7.94	5/16	1.59	1/16	15.2	50
A340-201-0476-0953	15#	4.76	3/16	9.53	3/8	2.38	3/32	15.2	50
A340-201-0635-0953	17#	6.35	1/4	9.53	3/8	1.59	1/16	15.2	50
A340-201-0635-1111	24#	6.35	1/4	11.11	7/16	2.38	3/32	15.2	50
A340-201-0635-1270	26#	6.34	1/4	12.70	1/2	3.18	1/8	15.2	50
A340-201-0794-1111	18#	7.94	5/16	11.11	7/16	1.59	1/16	15.2	50
A340-201-0794-1270	35#	7.94	5/16	12.70	1/2	2.38	3/32	15.2	50
A340-201-0953-1270	96#	9.53	3/8	12.70	1/2	1.59	1/16	15.2	50
A340-201-0953-1429	36#	9.53	3/8	14.29	9/16	2.38	3/32	15.2	50
A340-201-0953-1588	73#	9.53	3/8	15.88	5/8	3.18	1/8	15.2	50
A340-201-1111-1429		11.11	7/16	14.29	9/16	1.59	1/16	15.2	50
A340-201-1270-1588		12.70	1/2	15.88	5/8	1.59	1/16	15.2	50
A340-201-1270-1905	82#	12.70	1/2	19.05	3/4	3.18	1/8	15.2	50
A340-201-1270-2223	88#	12.70	1/2	22.23	7/8	4.76	3/16	15.2	50
A340-201-1588-2064		15.88	5/8	20.64	13/16	2.38	3/32	15.2	50
A340-101-1588-2223	184#	15.88	5/8	22.23	7/8	3.18	1/8	7.62	25
A340-101-1588-2540	89#	15.88	5/8	25.4	1	4.76	3/16	7.62	25
A340-101-1905-2540		19.05	3/4	25.4	1	3.18	1/8	7.62	25
A340-101-1905-2858	191#	19.05	3/4	28.58	1-1/8	4.76	3/16	7.62	25
A340-101-1905-3175	91#	19.05	3/4	31.75	1-1/4	6.35	1/4	7.62	25
A340-101-2540-3175		25.40	1	31.75	1-1/4	3.18	1/8	7.62	25
A340-101-2540-3493	92#	25.40	1	34.93	1-3/8	4.76	3/16	7.62	25
A340-101-2540-3810		25.40	1	38.10	1-1/2	6.35	1/4	7.62	25

+ Innovalloy® 3000 Product Specification

Peristaltic Pump Tubing

Feature	<ul style="list-style-type: none"> Stable flow, can be used with peristaltic pumps Chemical resistance, resistance to dye, fuel oil, lubricant, etc. Colorless and transparent Temperature range from -35 degrees to 75 degrees, can be sterilized single time Comply with RoHS and REACH standards 	
Caution	<ul style="list-style-type: none"> Avoid high temperature Avoid high pressure 	
Material	<ul style="list-style-type: none"> Thermoplastic elastomer Composite material 	
Operating temperature range	-35 °C to +75°C	
Physical properties	Color	Colorless & transparent
	Shore A Hardness ASTM D 2240	70A
	Density ASTM D792	0.89g/cm ³
	Tensile Strength at Break ASTM D 412	8.5 MPa
	Tensile Elongation ASTM D 412	1000 %
	Tear Strength ASTM D 1004-94	38 N/mm
	Permanent Compression Set 70°C 22hrs ASTM D 395	41%
Regulations and Certifications	RoHS, REACH	
Sterilization	125 degrees 30 minutes damp heat sterilization single time ETO ethylene oxide sterilized single time 25kGy irradiation sterilization single time	
Gas permeability	$\frac{\text{Gas volume [cm}^3\text{]} \times \text{wall thickness [mm]}}{\text{Inner diameter sectional area [cm}^2\text{]} \times \text{Time [sec]} \times \text{Pressure drop along pipe wall [cm Hg]}} \times 10^{-10}$	
	CO ₂ 100	
	O ₂ 22	
	N ₂ 12	
Odor	none	
Toxicity	none	
Theoretical service life	at 0 bar life 800 hrs at 0.7 bar 400hrs	

+ Innovalloy® 4000 (BK)

Chemical Resistant Peristaltic Pump Tubing
Chemical Resistant Black Peristaltic Pump Tubing



The special structural hose designed for the transmission of various chemical reagents ensures good resistance to various corrosive liquids, and is especially suitable for the transmission of acids, alkalis, ketones, and alcohols.

Compliant with FDA food contact requirements

Food Grade

Innovalloy 4000 series has a low permanent compression deformation, which can ensure that the peristaltic pump can rebound to the original shape even if it is continuously squeezed in the long-term use of the peristaltic pump, ensuring the stability of the liquid transmission flow. At the same time, it adopts a double-layer structure, and the

special corrosion-resistant inner layer material ensures good resistance to strong acids, strong alkalis and most organic solvents, and can be widely used in various high and low temperature environments (-50 degrees to 80 degrees), organic acid-base solution delivery, laboratory, medical and pharmaceutical peristaltic pump applications.

+ Features

- Beige or black
- Long peristaltic pump life
- Good chemical resistance
- Resistance to chemical swelling
- Plasticizer free
- Very low gas permeability
- 70A shore hardness
- Available in various metric and imperial sizes

+ Regulations & Certifications

- Compliant with FDA 21CFR 177.2600
- RoHS
- REACH

+ Application

- Chemical reagent transfer
- Printing ink transfer
- Laboratory chemical reagent transfer
- Alcohol delivery
- Detergent and Cleaner Transfer
- Gas transfer line
- Other corrosive liquid transfer lines

*For details of food contact compliance information, please Innovaprene® sales representative

+ Innovalloy® 4000 Typical Physical Properties

Physical Properties Table	Test Methods	Unit	Typical Value
Color	-		Beige or Black
Shore A hardness, 5sec	ASTM D 2240		70
Density	ASTM D 792		0.97
Operating temperature			-50°C to +80°C
UV Resistance			Excellent
Gas permeability rate			Low
Water absorption rate			Low
Tensile strength at break	ASTM D 412	Mpa	7.2
Tensile elongation at break	ASTM D 412	%	420
Tear tensile strength	ASTM D1004-94	kN/m	22
Permanent compression set, 70°C22hrs	ASTM D395-98-B	%	25
Embrittlement temperature	ASTM D 746	°C	-60

+ Innovalloy® 4000 Inventoried Sizes*

*Other calibers, lengths or packing methods can be customized

Cat. No.	Model	ID		OD		Wall Thickness		Length Per Package		Minimum Bending Radius	RECO Working Pressure	RECO Vacuum Pressure
		(mm)	(inch)	(mm)	(inch)	(mm)	(inch)	(m)	(foot)			
A460-201-0050-0150	Metric size	0.50		1.50		0.50		15.2	50	2mm		1.0bar
A460-201-0079-0397	13#	0.79	1/32	3.97	5/32	1.59	1/16	15.2	50	3mm	6.8bar	1.0bar
A460-201-0100-0200	Metric size	1.00		2.00		0.50		15.2	50	3mm		1.0bar
A460-201-0150-0250	Metric size	1.50		2.50		0.50		15.2	50	3mm		1.0bar
A460-201-0100-0300	Metric size	1.00		3.00		1.00		15.2	50	6mm		1.0bar
A460-201-0159-0318		1.59	1/16	3.18	1/8	0.79	1/32	15.2	50	6mm	2.1bar	1.0bar
A460-201-0159-0476	14#	1.59	1/16	4.76	3/16	1.59	1/16	15.2	50	6mm	2.9bar	1.0bar
A460-201-0159-0635	119#	1.59	1/16	6.35	1/4	2.38	3/32	15.2	50			
A460-201-0200-0400	Metric size	2.00		4.00		1.00		15.2	50			
A460-201-0238-0556	19#	2.38	3/32	5.56	7/32	1.59	1/16	15.2	50	6mm	2.5bar	1.0bar
A460-201-0300-0500	Metric size	3.00		5.00		1.00		15.2	50			
A460-201-0318-0476		3.18	1/8	4.76	3/16	0.79	1/32	15.2	50	12mm	1.1bar	0.8bar
A460-201-0318-0635	16#	3.18	1/8	6.35	1/4	1.59	1/16	15.2	50	12mm	1.6bar	1.0bar
A460-201-0318-0794	120#	3.18	1/8	7.94	5/16	2.38	3/32	15.2	50			
A460-201-0397-0714		3.97	5/32	7.14	9/32	1.59	1/16	15.2	50			
A460-201-0476-0794	25#	4.76	3/16	7.94	5/16	1.59	1/16	15.2	50	19mm	1.1bar	1.0bar
A460-201-0476-0953	15#	4.76	3/16	9.53	3/8	2.38	3/32	15.2	50	12mm	1.6bar	1.0bar
A460-201-0635-0953	17#	6.35	1/4	9.53	3/8	1.59	1/16	15.2	50	22mm	0.9bar	1.0bar
A460-201-0635-1111	24#	6.35	1/4	11.11	7/16	2.38	3/32	15.2	50	19mm	1.3bar	1.0bar
A460-201-0635-1270	26#	6.34	1/4	12.70	1/2	3.18	1/8	15.2	50	19mm	1.6bar	1.0bar
A460-201-0794-1111	18#	7.94	5/16	11.11	7/16	1.59	1/16	15.2	50	32mm	0.9bar	0.7bar
A460-201-0794-1270	35#	7.94	5/16	12.70	1/2	2.38	3/32	15.2	50	25mm	1.0bar	1.0bar
A460-201-0953-1270	96#	9.53	3/8	12.70	1/2	1.59	1/16	15.2	50	35mm	0.6bar	0.5bar
A460-201-0953-1429	36#	9.53	3/8	14.29	9/16	2.38	3/32	15.2	50	38mm	0.9bar	1.0bar
A460-201-0953-1588	73#	9.53	3/8	15.88	5/8	3.18	1/8	15.2	50	29mm	1.1bar	1.0bar
A460-201-1111-1429		11.11	7/16	14.29	9/16	1.59	1/16	15.2	50	57mm	0.5bar	0.2bar
A460-201-1270-1588		12.70	1/2	15.88	5/8	1.59	1/16	15.2	50	76mm	0.5bar	0.5bar
A460-201-1270-1905	82#	12.70	1/2	19.05	3/4	3.18	1/8	15.2	50	29mm	0.9bar	1.0bar
A460-201-1270-2223	88#	12.70	1/2	22.23	7/8	4.76	3/16	15.2	50	80mm	1.3bar	1.2bar
A460-201-1588-2064		15.88	5/8	20.64	13/16	2.38	3/32	15.2	50	83mm	0.6bar	0.3bar
A460-101-1588-2223	184#	15.88	5/8	22.23	7/8	3.18	1/8	7.62	25	70mm	0.8bar	0.7bar
A460-101-1588-2540	89#	15.88	5/8	25.4	1	4.76	3/16	7.62	25			
A460-101-1905-2540		19.05	3/4	25.4	1	3.18	1/8	7.62	25	89mm	0.6bar	0.5bar
A460-101-1905-2858	191#	19.05	3/4	28.58	1-1/8	4.76	3/16	7.62	25			
A460-101-1905-3175	91#	19.05	3/4	31.75	1-1/4	6.35	1/4	7.62	25			
A460-101-2540-3175		25.40	1	31.75	1-1/4	3.18	1/8	7.62	25	127mm	0.5bar	0.2bar
A460-101-2540-3493	92#	25.40	1	34.93	1-3/8	4.76	3/16	7.62	25			
A460-101-2540-3810		25.40	1	38.10	1-1/2	6.35	1/4	7.62	25			

*The recommended working pressure is the calculated value of the burst pressure measured by ASTM D1599 at a ratio of 1:4 at 23 degrees. For the detailed compatibility of Innovalloy™ 4000 with various chemical solvents, please refer to "Innovalene® Product Chemical Compatibility Information Sheet" or consult our sales staff

+ Innovasil® G 60 Ultra

Platinum-cured Silicone Pump Tubing



Specially formulated silicone peristaltic pump tubing with long service life and low flow attenuation. The special extrusion process ensures the smoothness of the inner wall and has high chemical resistance, especially suitable for long-term use in the industrial field.

Compliant with FDA food contact requirements

Food Grade

The G60 Ultra series are different from ordinary silicone tubes. The formula of this product is specially formulated to have good resilience, creep resistance, low permanent compression deformation, and high wear resistance. It is a pump tube with long service life of peristaltic pumps. The inner wall is designed through a special

extrusion process, with extremely low surface roughness, which is more conducive to reducing internal residence. It can be widely used in the pumping transmission of various reagents and fluids in the industrial and food fields.

+ Features

- Colorless and transparent
- Food grade
- Long peristaltic pump life
- Stable flow curve
- Smooth inner wall reduces residue and fouling
- Shore A 60 hardness
- Available in various metric and imperial sizes

+ Regulations & Certifications

- Compliant with FDA 21CFR 177.2600
- RoHS
- REACH

+ Application

- Peristaltic pump
- fluid transfer

+ Innovasil® G 60 Ultra Typical Physical Properties

Physical Properties Table	Test Methods	Unit	Typical Value
Color	-		Colorless & transparent
Shore A hardness, 5sec	ASTM D 2240		60
Density	ASTM D 792		1.13
Operating temperature			-60°C to +200°C
UV Resistance			Medium
Gas permeability rate			High
Water absorption rate			Low
Tensile strength at break	ASTM D 412	Mpa	9.6
Tensile elongation at break	ASTM D 412	%	630
Tear tensile strength	ASTM D1004-94	kN/m	55
Permanent compression set, 23°C22hrs	ASTM D395-98-B	%	8.5
Peristaltic pump life	600rpm,no back pressure,17#Hose	Hrs	300

+ Innovasil® G 60 Ultra Inventoried Sizes*

*Other calibers, lengths or packing methods can be customized

Cat. No.	Model	ID		OD		Wall Thickness		Length Per Package ¹		Minimum Bending Radius	RECO Working Pressure	RECO Vacuum Pressure
		(mm)	(inch)	(mm)	(inch)	(mm)	(inch)	(m)	(foot)			
SGU49-201-0050-0150	Metric size	0.50		1.50		0.50		15.2	50	3mm		1.0bar
SGU49-201-0079-0397	13#	0.79	1/32	3.97	5/32	1.59	1/16	15.2	50	3mm	1.5bar	1.0bar
SGU49-201-0100-0200	Metric size	1.00		2.00		0.50		15.2	50	3mm		1.0bar
SGU49-201-0150-0250	Metric size	1.50		2.50		0.50		15.2	50	3mm		1.0bar
SGU49-201-0100-0300	Metric size	1.00		3.00		1.00		15.2	50	3mm	1.0bar	1.0bar
SGU49-201-0159-0318		1.59	1/16	3.18	1/8	0.79	1/32	15.2	50	6mm	1.0bar	1.0bar
SGU49-201-0159-0476	14#	1.59	1/16	4.76	3/16	1.59	1/16	15.2	50	6mm	1.5bar	1.0bar
SGU49-201-0159-0635	119#	1.59	1/16	6.35	1/4	2.38	3/32	15.2	50			
SGU49-201-0200-0400	Metric size	2.00		4.00		1.00		15.2	50	6mm		
SGU49-201-0238-0556	19#	2.38	3/32	5.56	7/32	1.59	1/16	15.2	50	6mm	1.2bar	1.0bar
SGU49-201-0300-0500	Metric size	3.00		5.00		1.00		15.2	50			
SGU49-201-0318-0476		3.18	1/8	4.76	3/16	0.79	1/32	15.2	50	10mm	0.6bar	
SGU49-201-0318-0635	16#	3.18	1/8	6.35	1/4	1.59	1/16	15.2	50	13mm	1.0bar	1.0bar
SGU49-201-0318-0794	120#	3.18	1/8	7.94	5/16	2.38	3/32	15.2	50			
SGU49-201-0397-0714		3.97	5/32	7.14	9/32	1.59	1/16	15.2	50			
SGU49-201-0476-0794	25#	4.76	3/16	7.94	5/16	1.59	1/16	15.2	50	13mm	0.8bar	1.0bar
SGU49-201-0476-0953	15#	4.76	3/16	9.53	3/8	2.38	3/32	15.2	50	10mm	1.0bar	1.0bar
SGU49-201-0635-0953	17#	6.35	1/4	9.53	3/8	1.59	1/16	15.2	50	19mm	0.6bar	1.0bar
SGU49-201-0635-1111	24#	6.35	1/4	11.11	7/16	2.38	3/32	15.2	50	16mm	0.8bar	
SGU49-201-0635-1270	26#	6.34	1/4	12.70	1/2	3.18	1/8	15.2	50	16mm	1.0bar	
SGU49-201-0794-1111	18#	7.94	5/16	11.11	7/16	1.59	1/16	15.2	50	32mm	0.5bar	1.0bar
SGU49-201-0794-1270	35#	7.94	5/16	12.70	1/2	2.38	3/32	15.2	50	16mm	0.7bar	
SGU49-201-0953-1270	96#	9.53	3/8	12.70	1/2	1.59	1/16	15.2	50	38mm	0.6bar	0.7bar
SGU49-201-0953-1429	36#	9.53	3/8	14.29	9/16	2.38	3/32	15.2	50	25mm	0.8bar	1.0bar
SGU49-201-0953-1588	73#	9.53	3/8	15.88	5/8	3.18	1/8	15.2	50	25mm	0.4bar	1.0bar
SGU49-201-1111-1429		11.11	7/16	14.29	9/16	1.59	1/16	15.2	50			
SGU49-201-1270-1588		12.70	1/2	15.88	5/8	1.59	1/16	15.2	50	76mm	0.3bar	
SGU49-201-1270-1905	82#	12.70	1/2	19.05	3/4	3.18	1/8	15.2	50	38mm	0.6bar	1.0bar
SGU49-201-1270-2223	88#	12.70	1/2	22.23	7/8	4.76	3/16	15.2	50			
SGU49-201-1588-2064		15.88	5/8	20.64	13/16	2.38	3/32	15.2	50	76mm	0.4bar	
SGU49-101-1588-2223	184#	15.88	5/8	22.23	7/8	3.18	1/8	7.62	25	64mm	0.5bar	1.0bar
SGU49-101-1588-2540	89#	15.88	5/8	25.4	1	4.76	3/16	7.62	25			
SGU49-101-1905-2540		19.05	3/4	25.4	1	3.18	1/8	7.62	25	64mm	0.5bar	0.7bar
SGU49-101-1905-2858	191#	19.05	3/4	28.58	1-1/8	4.76	3/16	7.62	25			
SGU49-101-1905-3175	91#	19.05	3/4	31.75	1-1/4	6.35	1/4	7.62	25			
SGU49-101-2540-3175		25.40	1	31.75	1-1/4	3.18	1/8	7.62	25	127mm	0.3bar	
SGU49-101-2540-3493	92#	25.40	1	34.93	1-3/8	4.76	3/16	7.62	25			0.9bar
SGU49-101-2540-3810		25.40	1	38.10	1-1/2	6.35	1/4	7.62	25			

*For details of food contact compliance information, please Innovaprene® sales representative

*The recommended working pressure is the calculated value of the burst pressure measured by ASTM D1599 at a ratio of 1:4 at 23 degrees. For the detailed compatibility of Innovasil™ G 60 Ultra with various chemical solvents, please refer to "Innovalene® Product Chemical Compatibility Information Sheet" or consult our sales staff

+ Innovasil® G 50 Peristaltic Pump Silicone Tubing

Innovasil G 50 is a platinum-cured silicone tubing with a hardness of Shore A 50. It is a fluid transmission and peristaltic pump tubing specially developed for fluid equipment in the industrial and food industries. It is a silicone peristaltic pump tube with a special formula, long service life and low flow attenuation. The special extrusion process ensures the smoothness of the inner wall, which has high chemical resistance and is especially suitable for long-term use in the industrial and food fields.

Adopt precision extrusion process, strictly control the dimensional tolerance, and can customize the cutting length. It can also be used for secondary treatment processes such as bonding buckles, punching and coding, laser etching, etc., and customized production.



*Other callbers, lengths or packing methods can be customized

Cat. No.	Model	ID		OD		Wall Thickness		Per Package Length*	
		(mm)	(inch)	(mm)	(inch)	(mm)	(inch)	(m)	(foot)
SG29-201-0051-0368	112#	0.51	1/50	3.68	1.59	1/16	15.2	50	
SG29-201-0079-0397	13#	0.79	1/32	3.97	1.59	1/16	15.2	50	
SG29-201-0100-0200	Metric size	1.00		2.00	0.50		15.2	50	
SG29-201-0150-0250	Metric size	1.50		2.50	0.50		15.2	50	
SG29-201-0100-0300	Metric size	1.00		3.00	1.00		15.2	50	
SG29-201-0159-0318		1.59	1/16	3.18	0.79	1/32	15.2	50	
SG29-201-0159-0476	14#	1.59	1/16	4.76	1.59	1/16	15.2	50	
SG29-201-0159-0635	119#	1.59	1/16	6.35	2.38	3/32	15.2	50	
SG29-201-0200-0400	Metric size	2.00		4.00	1.00		15.2	50	
SG29-201-0238-0556	19#	2.38	3/32	5.56	1.59	1/16	15.2	50	
SG29-201-0300-0500	Metric size	3.00		5.00	1.00		15.2	50	
SG29-201-0318-0476		3.18	1/8	4.76	0.79	1/32	15.2	50	
SG29-201-0318-0635	16#	3.18	1/8	6.35	1.59	1/16	15.2	50	
SG29-201-0318-0794	120#	3.18	1/8	7.94	2.38	3/32	15.2	50	
SG29-201-0397-0714		3.97	5/32	7.14	1.59	1/16	15.2	50	
SG29-201-0476-0794	25#	4.76	3/16	7.94	1.59	1/16	15.2	50	
SG29-201-0476-0953	15#	4.76	3/16	9.53	2.38	3/32	15.2	50	
SG29-201-0635-0953	17#	6.35	1/4	9.53	1.59	1/16	15.2	50	
SG29-201-0635-1111	24#	6.35	1/4	11.11	2.38	3/32	15.2	50	
SG29-201-0635-1270	26#	6.34	1/4	12.70	3.18	1/8	15.2	50	
SG29-201-0794-1111	18#	7.94	5/16	11.11	1.59	1/16	15.2	50	
SG29-201-0794-1270	35#	7.94	5/16	12.70	2.38	3/32	15.2	50	
SG29-201-0953-1270	96#	9.53	3/8	12.70	1.59	1/16	15.2	50	
SG29-201-0953-1429	36#	9.53	3/8	14.29	2.38	3/32	15.2	50	
SG29-201-0953-1588	73#	9.53	3/8	15.88	3.18	1/8	15.2	50	
SG29-201-1111-1429		11.11	7/16	14.29	1.59	1/16	15.2	50	
SG29-201-1270-1588		12.70	1/2	15.88	1.59	1/16	15.2	50	
SG29-201-1270-1905	82#	12.70	1/2	19.05	3.18	1/8	15.2	50	
SG29-201-1270-2223	88#	12.70	1/2	22.23	4.76	3/16	15.2	50	
SG29-201-1588-2064		15.88	5/8	20.64	2.38	3/32	15.2	50	
SG29-101-1588-2223	184#	15.88	5/8	22.23	3.18	1/8	7.62	25	
SG29-101-1588-2540	89#	15.88	5/8	25.4	4.76	3/16	7.62	25	
SG29-101-1905-2540		19.05	3/4	25.4	3.18	1/8	7.62	25	
SG29-101-1905-2858	191#	19.05	3/4	28.58	4.76	3/16	7.62	25	
SG29-101-1905-3175	91#	19.05	3/4	31.75	6.35	1/4	7.62	25	
SG29-101-2540-3175		25.40	1	31.75	3.18	1/8	7.62	25	
SG29-101-2540-3493	92#	25.40	1	34.93	4.76	3/16	7.62	25	
SG29-101-2540-3810		25.40	1	38.10	6.35	1/4	7.62	25	

+ Innovasil® G 50 Product Specification

Peristaltic Pump Tubing

Feature	Platinum cured silicone tubing														
	<ul style="list-style-type: none"> Colorless and transparent Suitable for peristaltic pumps Compliant with RoHS, REACH, FDA standards 														
Caution	<ul style="list-style-type: none"> Avoid high pressure 														
Material	<ul style="list-style-type: none"> Platinum cured silicone 														
Operating temperature range	-40 °C to +200C														
Physical properties	<table border="0"> <tr> <td>Color</td> <td>Colorless & transparent</td> </tr> <tr> <td>Shore A Hardness ASTM D 2240</td> <td>50 A</td> </tr> <tr> <td>Density ASTM D792</td> <td>1.15 g/cm³</td> </tr> <tr> <td>Tensile Strength at Break ASTM D 412</td> <td>9.2 MPa</td> </tr> <tr> <td>Tensile Elongation ASTM D 412</td> <td>750 %</td> </tr> <tr> <td>Tear Strength ASTM D 1004-94</td> <td>45 kN/m</td> </tr> <tr> <td>Permanent Compression Set 23°C 22Hrs ASTM D 395</td> <td>5.5 %</td> </tr> </table>	Color	Colorless & transparent	Shore A Hardness ASTM D 2240	50 A	Density ASTM D792	1.15 g/cm ³	Tensile Strength at Break ASTM D 412	9.2 MPa	Tensile Elongation ASTM D 412	750 %	Tear Strength ASTM D 1004-94	45 kN/m	Permanent Compression Set 23°C 22Hrs ASTM D 395	5.5 %
Color	Colorless & transparent														
Shore A Hardness ASTM D 2240	50 A														
Density ASTM D792	1.15 g/cm ³														
Tensile Strength at Break ASTM D 412	9.2 MPa														
Tensile Elongation ASTM D 412	750 %														
Tear Strength ASTM D 1004-94	45 kN/m														
Permanent Compression Set 23°C 22Hrs ASTM D 395	5.5 %														
Regulations and Certifications	RoHS, REACH, FDA														
Sterilization	125 degrees 30 minutes damp heat sterilization single time ETO ethylene oxide sterilized single time 25kGy irradiation sterilization single time														
Gas permeability	$\frac{CO_2 \text{ 25147 Gas volume [cm}^3\text{] x wall thickness [mm]}}{O_2 \text{ 4715 Inner Diameter Sectional Area [cm}^2\text{] x Time [sec]}} \times 10^{-10}$ $\frac{N_2 \text{ 2284 x Pressure drop along pipe wall [cm Hg]}}{}$														
Odor	none														
Toxicity	none														
Theoretical service life	at 0 bar life 120 hrs at 0.7 bar 50 hrs														

+ Innovasil® HP Pressure-resistant Peristaltic Pump Silicone Tubing

- Longest service life of Innovasil tubing material
- Excellent choice where peristaltic pump use and good working pressure resistance is needed

Innovasil HP is a platinum-cured silicone peristaltic pump hose with Shore A hardness of 60. It is colorless and transparent, has good resilience and good wear resistance. It can be used under 2 bar pressure or back pressure, and can be used for high-pressure peristaltic pumps and other advantages.

*Other callbers, lengths or packing methods can be customized

Cat. No.	Model	ID		OD		Wall Thickness		Per Package Length*	
		(mm)	(inch)	(mm)	(inch)	(mm)	(inch)	(m)	(foot)
SH49-201-0050-0150	Metric size	0.50		1.50	0.50		15.2	50	
SH49-201-0079-0397	13#	0.79	1/32	3.97	1.59	1/16	15.2	50	
SH49-201-0100-0200	Metric size	1.00		2.00	0.50		15.2	50	
SH49-201-0150-0250	Metric size	1.50		2.50	0.50		15.2	50	
SH49-201-0100-0300	Metric size	1.00		3.00	1.00		15.2	50	
SH49-201-0159-0318		1.59	1/16	3.18	0.79	1/32	15.2	50	
SH49-201-0159-0476	14#	1.59	1/16	4.76	1.59	1/16	15.2	50	
SH49-201-0159-0635	119#	1.59	1/16	6.35	2.38	3/32	15.2	50	
SH49-201-0200-0400	Metric size	2.00		4.00	1.00		15.2	50	
SH49-201-0238-0556	19#	2.38	3/32	5.56	1.59	1/16	15.2	50	
SH49-201-0300-0500	Metric size	3.00		5.00	1.00		15.2	50	
SH49-201-0318-0476		3.18	1/8	4.76	0.79	1/32	15.2	50	
SH49-201-0318-0635	16#	3.18	1/8	6.35	1.59	1/16	15.2	50	
SH49-201-0318-0794	120#	3.18	1/8	7.94	2.38	3/32	15.2	50	
SH49-201-0397-0714		3.97	5/32	7.14	1.59	1/16	15.2	50	
SH49-201-0476-0794	25#	4.76	3/16	7.94	1.59	1/16	15.2	50	
SH49-201-0476-0953	15#	4.76	3/16	9.53	2.38	3/32	15.2	50	
SH49-201-0635-0953	17#	6.35	1/4	9.53	1.59	1/16	15.2	50	
SH49-201-0635-1111	24#	6.35	1/4	11.11	2.38	3/32	15.2	50	
SH49-201-0635-1270	26#	6.34	1/4	12.70	3.18	1/8	15.2	50	
SH49-201-0794-1111	18#	7.94	5/16	11.11	1.59	1/16	15.2	50	
SH49-201-0794-1270	35#	7.94	5/16	12.70	2.38	3/32	15.2	50	
SH49-201-0953-1270	96#	9.53	3/8	12.70	1.59	1/16	15.2	50	
SH49-201-0953-1429	36#	9.53	3/8	14.29	2.38	3/32	15.2	50	
SH49-201-0953-1588	73#	9.53	3/8	15.88	3.18	1/8	15.2	50	
SH49-201-1111-1429		11.11	7/16	14.29	1.59	1/16	15.2	50	
SH49-201-1270-1588		12.70	1/2	15.88	1.59	1/16	15.2	50	
SH49-201-1270-1905	82#	12.70	1/2	19.05	3.18	1/8	15.2	50	
SH49-201-1270-2223	88#	12.70	1/2	22.23	4.76	3/16	15.2	50	
SH49-201-1588-2064		15.88	5/8	20.64	2.38	3/32	15.2	50	
SH49-101-1588-2223	184#	15.88	5/8	22.23	3.18	1/8	7.62	25	
SH49-101-1588-2540	89#	15.88	5/8	25.4	4.76	3/16	7.62	25	
SH49-101-1905-2540		19.05	3/4	25.4	3.18	1/8	7.62	25	
SH49-101-1905-2858	191#	19.05	3/4	28.58	4.76	3/16	7.62	25	
SH49-101-1905-3175	91#	19.05	3/4	31.75	6.35	1/4	7.62	25	
SH49-101-2540-3175		25.40	1	31.75	3.18	1/8	7.62	25	
SH49-101-2540-3493	92#	25.40	1	34.93	4.76	3/16	7.62	25	
SH49-101-2540-3810		25.40	1	38.10	6.35	1/4	7.62	25	

Note

For detailed compatibility with various chemical solvents, please refer to "Innovaprene® Product Chemical Compatibility Information Sheet" or consult our sales personnel.

+ Innovasil® HP Product Specification


Peristaltic Pump Tubing

Feature	<ul style="list-style-type: none"> Can withstand 2bar working pressure and can be used with peristaltic pumps Chemical resistance, resistant to lye, fuel oil, lubricants, etc. Colorless and transparent Temperature range from -40°C to 200°C, can be sterilized once Compliance with RoHS and REACH standards 														
Caution															
Material	<ul style="list-style-type: none"> Platinum vulcanized silicone 														
Operating temperature range	-40°C to +200C														
Physical properties	<table border="0"> <tr> <td>Color</td> <td>Colorless & transparent</td> </tr> <tr> <td>Shore A Hardness ASTM D 2240</td> <td>60A</td> </tr> <tr> <td>Density ASTM D792</td> <td>1.15 g/cm³</td> </tr> <tr> <td>Tensile Strength at Break ASTM D 412</td> <td>9.5 MPa</td> </tr> <tr> <td>Tensile Elongation ASTM D 412</td> <td>500 %</td> </tr> <tr> <td>Tear Strength ASTM D 1004-94</td> <td>55 N/mm</td> </tr> <tr> <td>Permanent Compression Set 23°C 22Hrs ASTM D 395</td> <td>15%</td> </tr> </table>	Color	Colorless & transparent	Shore A Hardness ASTM D 2240	60A	Density ASTM D792	1.15 g/cm ³	Tensile Strength at Break ASTM D 412	9.5 MPa	Tensile Elongation ASTM D 412	500 %	Tear Strength ASTM D 1004-94	55 N/mm	Permanent Compression Set 23°C 22Hrs ASTM D 395	15%
Color	Colorless & transparent														
Shore A Hardness ASTM D 2240	60A														
Density ASTM D792	1.15 g/cm ³														
Tensile Strength at Break ASTM D 412	9.5 MPa														
Tensile Elongation ASTM D 412	500 %														
Tear Strength ASTM D 1004-94	55 N/mm														
Permanent Compression Set 23°C 22Hrs ASTM D 395	15%														
Regulations and Certifications	RoHS, REACH														
Sterilization	125 degrees 30 minutes damp heat sterilization single time ETO ethylene oxide sterilized single-shot 25kGy irradiation sterilization single time														
Gas permeability	$\frac{CO_2 \text{ 25147 Gas volume [cm}^3\text{] x wall thickness [mm]}}{O_2 \text{ 4715 Inner Diameter Sectional Area [cm}^2\text{] x Time [sec]}} \times 10^{-10}$ $\frac{N_2 \text{ 2284 x Pressure drop along pipe wall [cm Hg]}}{}$														
Odor	none														
Toxicity	none														
Theoretical service life	at 0 bar life 200 hrs at 0.7 bar 200hrs														

+ Innovafloor® K

Viton® Peristaltic Pump Tubing

Food Grade*



Viton® peristaltic pump tubing with Shore A 60 hardness complies with FDA food contact standards and is suitable for transporting various strong acids, alkalis and strong corrosive solutions.

Compliant with FDA food contact requirements

Food Grade

K series are low hardness Viton® peristaltic pump tubing. It has strong chemical resistance and corrosion resistance, which can ensure that the flow rate of the peristaltic pump can be kept stable even if it is continuously squeezed and corroded by corrosive liquids during the long-term use of the peristaltic pump. At the same time, it complies with the

FDA 21CFR 177.2600 food contact standard and has extremely high safety. It can be widely used in various high and low temperature environments (-30 degrees to 200 degrees), food, beverages, strong acids and alkalis, and corrosive chemical reagents delivery, manufacturing and production process.

+ Features

- Low hardness suitable for peristaltic pumps
- Strong corrosion resistance
- Food contact safety
- Black UV resistant and opaque
- Low gas permeability
- -30 degrees to 200 degrees temperature range
- Suitable for 2-stop or 3-stop customization for micro pump
- Available in various metric and imperial sizes

+ Regulations & Certifications

- Compliant with FDA 21CFR 177.2600
- RoHS
- REACH

+ Application

- Peristaltic pump
- Medical equipment
- Gas transfer line
- Laboratory use
- 3D printer
- Semiconductor Industry
- Chemical processing
- Printing and dyeing

+ Innovafloor® K Typical Physical Properties

Physical Properties Table	Test Methods	Unit	Typical Value
Color	-		Black
Shore A hardness, 5sec	ASTM D 2240		60
Density	ASTM D 792		1.90
Operating temperature		°C	-30°C to +200°C
UV Resistance			Excellent
Gas permeability			CO ₂ 38, O ₂ 14, N ₂ 15
Water absorption			Low
Tensile strength at break	ASTM D 412	Mpa	15.10
Tensile elongation at break	ASTM D 412	%	410
Tear tensile strength	ASTM D1004-94	kN/m	18
Permanent compression set, 70°C 22hrs	ASTM D395-98-B	%	30
Embrittlement temperature	ASTM D 746	°C	-50

+ Innovafloor® K Inventoried Sizes*

*Other calibers, lengths or packing methods can be customized

Cat. No.	Model	ID		OD		Wall Thickness		Length Per Package ¹		Minimum Bending Radius	RECO Working Pressure ²	RECO Vacuum Pressure
		(mm)	(inch)	(mm)	(inch)	(mm)	(inch)	(m)	(foot)			
FK40-201-0050-0150	Metric size	0.50		1.50		0.50		15.2	50			
FK40-201-0079-0397	13#	0.79	1/32	3.97	5/32	1.59	1/16	15.2	50			
FK40-201-0100-0200	Metric size	1.00		2.00		0.50		15.2	50			
FK40-201-0150-0250	Metric size	1.50		2.50		0.50		15.2	50			
FK40-201-0100-0300	Metric size	1.00		3.00		1.00		15.2	50			
FK40-201-0159-0318		1.59	1/16	3.18	1/8	0.79	1/32	15.2	50			
FK40-201-0159-0476	14#	1.59	1/16	4.76	3/16	1.59	1/16	15.2	50			
FK40-201-0159-0635	119#	1.59	1/16	6.35	1/4	2.38	3/32	15.2	50			
FK40-201-0200-0400	Metric size	2.00		4.00		1.00		15.2	50			
FK40-201-0238-0556	19#	2.38	3/32	5.56	7/32	1.59	1/16	15.2	50			
FK40-201-0300-0500	Metric size	3.00		5.00		1.00		15.2	50			
FK40-201-0318-0476		3.18	1/8	4.76	3/16	0.79	1/32	15.2	50			
FK40-201-0318-0635	16#	3.18	1/8	6.35	1/4	1.59	1/16	15.2	50			
FK40-201-0318-0794	120#	3.18	1/8	7.94	5/16	2.38	3/32	15.2	50			
FK40-201-0397-0714		3.97	5/32	7.14	9/32	1.59	1/16	15.2	50			
FK40-201-0476-0794	25#	4.76	3/16	7.94	5/16	1.59	1/16	15.2	50			
FK40-201-0476-0953	15#	4.76	3/16	9.53	3/8	2.38	3/32	15.2	50			
FK40-201-0635-0953	17#	6.35	1/4	9.53	3/8	1.59	1/16	15.2	50			
FK40-201-0635-1111	24#	6.35	1/4	11.11	7/16	2.38	3/32	15.2	50			
FK40-201-0635-1270	26#	6.34	1/4	12.70	1/2	3.18	1/8	15.2	50			
FK40-201-0794-1111	18#	7.94	5/16	11.11	7/16	1.59	1/16	15.2	50			
FK40-201-0794-1270	35#	7.94	5/16	12.70	1/2	2.38	3/32	15.2	50			
FK40-201-0953-1270	96#	9.53	3/8	12.70	1/2	1.59	1/16	15.2	50			
FK40-201-0953-1429	36#	9.53	3/8	14.29	9/16	2.38	3/32	15.2	50			
FK40-201-0953-1588	73#	9.53	3/8	15.88	5/8	3.18	1/8	15.2	50			
FK40-201-1111-1429		11.11	7/16	14.29	9/16	1.59	1/16	15.2	50			
FK40-201-1270-1588		12.70	1/2	15.88	5/8	1.59	1/16	15.2	50			
FK40-201-1270-1905	82#	12.70	1/2	19.05	3/4	3.18	1/8	15.2	50			

For the detailed compatibility of Innovafloor™ K with various chemical solvents, please refer to the "Innovafloor® Product Chemical Compatibility Information Sheet" or consult our sales staff



Infusion Pump



Analytic and inspection devices



In-vitro diagnostic devices



Medicine filling

The Medical Market Application



- Innovaprene P/ LSP peristaltic pump tubing
- Innovalloy 7000/8000 chemical resistant tubing
- Innovafluor K/PTFE/PFA fluoropolymer tubing
- Innovalene EVA/LDPE/TPU/PVC fluid transfer tubing
- Innovasil M platinum-cured silicone tubing

+ Innovalene® MED 65

Medical Grade PVC Tubing



MED 65 is specially developed for medical applications such as medical infusion pumps, in vitro diagnostic equipment, medical dialysis equipment, respiratory equipment, infusion equipment, etc., especially suitable for applications in the medical field.

USP 87

ISO 10993

Innovalene MED 65 is a special fluid transmission tubing specially developed for medical applications such as medical infusion pumps, in vitro diagnostic equipment, medical dialysis equipment, respiratory equipment, and infusion equipment. It does not include any DEHP plasticizer and is suitable for various sterilization methods, with extensive safety certification and good biocompatibility. The tubing is colorless and highly transparent. Through the use of special

formula, and special processing technology to ensure the non-infiltration of the inner surface, effectively control the roughness, with an ultra-smooth inner surface, it can effectively reduce the liquid suspension and other liquid residue, reduce the absorption and pollution of the circulation medium, especially suitable for in vitro diagnostic equipment and other medical applications.

+ Features

- High transparency and clear
- Suitable for contact with human body fluids
- Non-DEHP
- Applicable to various sterilization methods
- Clean room production
- Shore A 65 hardness
- Available in various metric and imperial sizes

+ Compliance

- ISO 10993
- USP 87
- ADCF
- FDA 21CFR 177.2600

+ Application

- In Vitro Diagnostic Devices (IVD)
- Medical dialysis equipment
- Respiratory equipment
- Medical Infusion pump
- Medical peristaltic pump

+ Innovalene® MED 65 Typical Physical Properties

Physical Properties Table	Test Methods	Unit	Typical Value
Color	-		Colorless & transparent
Shore A hardness, 5sec	ASTM D 2240		65
Density	ASTM D 792		1.18
Operating temperature		°C	-50°C to +75°C
UV Resistance			Medium
Gas permeability			Low
Water absorption rate			Low
Tensile strength at break	ASTM D 412	Mpa	13.0
Tensile elongation at break	ASTM D 412	%	330
Tear tensile strength	ASTM D1004-94	kN/m	30
Permanent compression set, 70°C22hrs	ASTM D395-98-B	%	55
Sterilization method			Damp heat, ethylene oxide, irradiation 25kGy

+ Innovalene® MED 65 Categorized Sizes*

*Other calibers, lengths or packing methods can be customized

Cat. No.	Model	ID (mm) (inch)	OD (mm) (inch)	Wall Thickness (mm) (inch)	Length Per Package (m) (foot)	Minimum Bending Radius	RECO Working Pressure*	RECO Vacuum Pressure
L306-201-0050-0150	Metric size	0.50	1.50	0.50	15.2 50	3mm		1.0bar
L306-201-0079-0397	13#	0.79 1/32	3.97 5/32	1.59 1/16	15.2 50	3mm	8.6bar	1.0bar
L306-201-0100-0200	Metric size	1.00	2.00	0.50	15.2 50	3mm		1.0bar
L306-201-0150-0250	Metric size	1.50	2.50	0.50	15.2 50	3mm		1.0bar
L306-201-0100-0300	Metric size	1.00	3.00	1.00	15.2 50	4mm		1.0bar
L306-201-0159-0318		1.59 1/16	3.18 1/8	0.79 1/32	15.2 50	6mm	4.8bar	1.0bar
L306-201-0159-0476	14#	1.59 1/16	4.76 3/16	1.59 1/16	15.2 50	3mm	8.6bar	1.0bar
L306-201-0159-0635	119#	1.59 1/16	6.35 1/4	2.38 3/32	15.2 50			
L306-201-0200-0400	Metric size	2.00	4.00	1.00	15.2 50	6mm		
L306-201-0238-0556	19#	2.38 3/32	5.56 7/32	1.59 1/16	15.2 50	6mm	6.0bar	1.0bar
L306-201-0300-0500	Metric size	3.00	5.00	1.00	15.2 50			
L306-201-0318-0476		3.18 1/8	4.76 3/16	0.79 1/32	15.2 50	12mm	2.5bar	0.8bar
L306-201-0318-0635	16#	3.18 1/8	6.35 1/4	1.59 1/16	15.2 50	10mm	4.8bar	1.0bar
L306-201-0318-0794	120#	3.18 1/8	7.94 5/16	2.38 3/32	15.2 50			
L306-201-0397-0714		3.97 5/32	7.14 9/32	1.59 1/16	15.2 50	13mm	3.8bar	1.0bar
L306-201-0476-0794	25#	4.76 3/16	7.94 5/16	1.59 1/16	15.2 50	16mm	3.5bar	1.0bar
L306-201-0476-0953	15#	4.76 3/16	9.53 3/8	2.38 3/32	15.2 50	3mm	4.8bar	1.0bar
L306-201-0635-0953	17#	6.35 1/4	9.53 3/8	1.59 1/16	15.2 50	25mm	2.5bar	1.0bar
L306-201-0635-1111	24#	6.35 1/4	11.11 7/16	2.38 3/32	15.2 50	19mm	3.9bar	1.0bar
L306-201-0635-1270	26#	6.34 1/4	12.70 1/2	3.18 1/8	15.2 50	16mm	4.8bar	1.0bar
L306-201-0794-1111	18#	7.94 5/16	11.11 7/16	1.59 1/16	15.2 50	35mm	2.1bar	0.5bar
L306-201-0794-1270	35#	7.94 5/16	12.70 1/2	2.38 3/32	15.2 50	25mm	3.0bar	1.0bar
L306-201-0953-1270	96#	9.53 3/8	12.70 1/2	1.59 1/16	15.2 50	35mm	1.8bar	0.3bar
L306-201-0953-1429	36#	9.53 3/8	14.29 9/16	2.38 3/32	15.2 50	38mm	2.5bar	0.8bar
L306-201-0953-1588	73#	9.53 3/8	15.88 5/8	3.18 1/8	15.2 50	29mm	3.4bar	1.0bar
L306-201-1111-1429		11.11 7/16	14.29 9/16	1.59 1/16	15.2 50	57mm	1.8bar	0.3bar
L306-201-1270-1588		12.70 1/2	15.88 5/8	1.59 1/16	15.2 50	73mm	1.6bar	0.2bar
L306-201-1270-1905	82#	12.70 1/2	19.05 3/4	3.18 1/8	15.2 50	45mm	2.5bar	0.8bar
L306-201-1270-2223	88#	12.70 1/2	22.23 7/8	4.76 3/16	15.2 50	80mm	2.8bar	1.2bar
L306-201-1588-2064		15.88 5/8	20.64 13/16	2.38 3/32	15.2 50	76mm	2.1bar	0.8bar
L306-101-1588-2223	184#	15.88 5/8	22.23 7/8	3.18 1/8	7.62 25	60mm	2.1bar	0.5bar
L306-101-1588-2540	89#	15.88 5/8	25.4 1	4.76 3/16	7.62 25			
L306-101-1905-2540		19.05 3/4	25.4 1	3.18 1/8	7.62 25	83mm	2.1bar	0.5bar
L306-101-1905-2858	191#	19.05 3/4	28.58 1-1/8	4.76 3/16	7.62 25			
L306-101-1905-3175	91#	19.05 3/4	31.75 1-1/4	6.35 1/4	7.62 25			
L306-101-2540-3175		25.40 1	31.75 1-1/4	3.18 1/8	7.62 25	130mm	1.6bar	0.2bar
L306-101-2540-3493	92#	25.40 1	34.93 1-3/8	4.76 3/16	7.62 25			
L306-101-2540-3810		25.40 1	38.10 1-1/2	6.35 1/4	7.62 25			

*The recommended working pressure is the calculated value of the burst pressure measured by ASTM D1599 at a ratio of 1:4 at 23 degrees. For the detailed compatibility of Innovalene® MED 65 with various chemical solvents, please refer to "Innovalene® Product Chemical Compatibility Information Sheet" or consult our sales staff.

+ Innovalene® MED 55 Medical Grade PVC Peristaltic Pump Tubing

MED 55 series adopts the soft material of PVC with the hardness of Shore A 55, which has a lower permanent compression deformation through a specially developed formula, and the related formula has been adjusted for wear resistance, so that it has the advantages of stable flow and long service time in the use of peristaltic pump, especially suitable for low torque micro peristaltic pump. At the same time, it has an ultra-smooth inner wall, which reduces the residual and absorption of liquid medium in the tube. It can be used in a variety of sterilization methods, with a wide range of safety certification and biocompatibility testing, especially suitable for medical infusion pumps, in vitro diagnostic equipment, medical dialysis equipment, respiratory equipment, analytical instruments and other liquid flow system.

Using precision extrusion process, strictly control of size tolerance, and can determine the cutting length. Can also be bonded buckle, flaring, coding, laser etching and other secondary treatment process, customized production.

+ Innovalene® MED 55 Product Specification

Medical grade peristaltic pump tubing

Feature	PVC polyvinyl chloride elastomer	
	<ul style="list-style-type: none"> Colorless and transparent, the inner wall is smooth without residue Chemical resistance, common acid and alkali, etc. High elasticity, long service life of peristaltic pump -35 degrees to 75 degrees temperature range Compliant with RoHS and REACH, ISO1093 standard 	
Caution	<ul style="list-style-type: none"> Avoid high pressure Avoid high temperature 	
Material	<ul style="list-style-type: none"> PVC polyvinyl chloride elastomer 	
Operating temperature range	-35°C to +75°C	
Physical properties	Colorless & transparent	Colorless & transparent
	Shore A Hardness ASTM D 2240 55A	55A
	Density ASTM D792 1.20 g/cm ³	1.20 g/cm ³
	Tensile Strength at Break ASTM D 412 18 MPa	18 MPa
	Tensile Elongation ASTM D 412 500 %	500 %
	Tear Strength ASTM D 1004-94 31 kN/m	31 kN/m
	Permanent Compression Set 70°C 22hrs ASTM D 395 45%	45%
Regulations and Certifications	ISO 10933, FDA, RoHS, REACH	
Sterilization	ETO ethylene oxide sterilized single-shot 25kGy irradiation sterilization single time	
Gas permeability	$\frac{\text{Gas volume [cm}^3\text{]} \times \text{wall thickness [mm]}}{\text{Inner Diameter Sectional Area [cm}^2\text{]} \times \text{Time [sec]} \times \text{Pressure drop along pipe wall [cm Hg]}} \times 10^{-10}$	
	CO ₂ 560	560
	O ₂ 125	125
	N ₂ 70	70
Odor Toxicity	none	
Theoretical service life	at 0 bar life 800 hrs	800 hrs
	at 0.7 bar 300 hrs	300 hrs

+ Innovalene® MED 55 MBT Series



*Other callbers, lengths or packing methods can be customized

Cat. No.	Model	ID		OD		Wall Thickness		Per Package Length*	
		(mm)	(inch)	(mm)	(inch)	(mm)	(inch)	(m)	(foot)
L305-201-0050-0150	Metric size	0.50		1.50		0.50		15.2	50
L305-201-0079-0397	13#	0.79	1/32	3.97	5/32	1.59	1/16	15.2	50
L305-201-0100-0200	Metric size	1.00		2.00		0.50		15.2	50
L305-201-0150-0250	Metric size	1.50		2.50		0.50		15.2	50
L305-201-0100-0300	Metric size	1.00		3.00		1.00		15.2	50
L305-201-0159-0318		1.59	1/16	3.18	1/8	0.79	1/32	15.2	50
L305-201-0159-0476	14#	1.59	1/16	4.76	3/16	1.59	1/16	15.2	50
L305-201-0159-0635	119#	1.59	1/16	6.35	1/4	2.38	3/32	15.2	50
L305-201-0200-0400	Metric size	2.00		4.00		1.00		15.2	50
L305-201-0238-0556	19#	2.38	3/32	5.56	7/32	1.59	1/16	15.2	50
L305-201-0300-0500	Metric size	3.00		5.00		1.00		15.2	50
L305-201-0318-0476		3.18	1/8	4.76	3/16	0.79	1/32	15.2	50
L305-201-0318-0635	16#	3.18	1/8	6.35	1/4	1.59	1/16	15.2	50
L305-201-0318-0794	120#	3.18	1/8	7.94	5/16	2.38	3/32	15.2	50
L305-201-0397-0714		3.97	5/32	7.14	9/32	1.59	1/16	15.2	50
L305-201-0476-0794	25#	4.76	3/16	7.94	5/16	1.59	1/16	15.2	50
L305-201-0476-0953	15#	4.76	3/16	9.53	3/8	2.38	3/32	15.2	50
L305-201-0635-0953	17#	6.35	1/4	9.53	3/8	1.59	1/16	15.2	50
L305-201-0635-1111	24#	6.35	1/4	11.11	7/16	2.38	3/32	15.2	50
L305-201-0635-1270	26#	6.34	1/4	12.70	1/2	3.18	1/8	15.2	50
L305-201-0794-1111	18#	7.94	5/16	11.11	7/16	1.59	1/16	15.2	50
L305-201-0794-1270	35#	7.94	5/16	12.70	1/2	2.38	3/32	15.2	50
L305-201-0953-1270	96#	9.53	3/8	12.70	1/2	1.59	1/16	15.2	50
L305-201-0953-1429	36#	9.53	3/8	14.29	9/16	2.38	3/32	15.2	50
L305-201-0953-1588	73#	9.53	3/8	15.88	5/8	3.18	1/8	15.2	50
L305-201-1111-1429		11.11	7/16	14.29	9/16	1.59	1/16	15.2	50
L305-201-1270-1588		12.70	1/2	15.88	5/8	1.59	1/16	15.2	50
L305-201-1270-1905	82#	12.70	1/2	19.05	3/4	3.18	1/8	15.2	50
L305-201-1270-2223	88#	12.70	1/2	22.23	7/8	4.76	3/16	15.2	50
L305-201-1588-2064		15.88	5/8	20.64	13/16	2.38	3/32	15.2	50
L305-101-1588-2223	184#	15.88	5/8	22.23	7/8	3.18	1/8	7.62	25
L305-101-1588-2540	89#	15.88	5/8	25.4	1	4.76	3/16	7.62	25
L305-101-1905-2540		19.05	3/4	25.4	1	3.18	1/8	7.62	25
L305-101-1905-2858	191#	19.05	3/4	28.58	1-1/8	4.76	3/16	7.62	25
L305-101-1905-3175	91#	19.05	3/4	31.75	1-1/4	6.35	1/4	7.62	25
L305-101-2540-3175		25.40	1	31.75	1-1/4	3.18	1/8	7.62	25
L305-101-2540-3493	92#	25.40	1	34.93	1-3/8	4.76	3/16	7.62	25
L305-101-2540-3810		25.40	1	38.10	1-1/2	6.35	1/4	7.62	25

+ Innovalene® 66E Medical Grade TPE Tubing

+ Innovalene® 66E to replace PVC tubing

- Longest service life of Innovalene tubing material
- Excellent choice where PVC replacement and good chemical resistance is needed

Innovalene 66E is a thermoplastic elastomer tubing with a Shore A hardness of 65. It is colorless, highly transparent, and has extremely low extractables. It can be heat-sealed and welded. Due to the perfect biocompatibility verification, animal-free, sterilizable, and does not contain any plasticizers, it can replace polyvinyl chloride PVC hoses for in vitro diagnostic equipment, cell culture, and other medical and biological equipment. in the flow system.

Products and raw materials can be traced throughout the whole process, perfectly replacing similar imported products.

Note

For detailed compatibility with various chemical solvents, please refer to "Innovalene® Product Chemical Compatibility Information Sheet" or consult our sales personnel.

PVC tubings have been widely used in many fields. However, such PVC products are hazardous to both the environment and personal health. The incineration of PVC containing these wastes results in the release of hydrochloric acid, and PVC is considered a major contributor to the source of hydrogen chloride in incineration flue gases. In addition, PVC may contribute to the formation of polychlorinated dibenzodioxins and furan toxins during incineration.

When using products made of PVC materials, how to avoid plasticizers in PVC from entering blood, food, beverages, or other liquids that are transmitted is also considered a potential risk that needs to be addressed. In order to produce flexible PVC products, it is inevitable to use plasticizers or processing aids. Exposure to these processing aids or plasticizers, such as diethyl phosphite (DEHP), raises many health concerns. Specifically, DEHP is suspected of reducing the oxygen-transporting capacity of platelets in the blood and is suspected of being reproductively toxic, especially to the reproductive system of young males. Therefore, in recent years, both at home and abroad have been researching and looking for solutions that can replace PVC tubings.

As a plasticizer-free thermoplastic elastomer TPE material, Innovalene 66E, as one of the perfect alternatives to PVC tubings, is being used more and more in more industries.

+ Innovalene® 66E Product Specification

Medical Grade Tubing


Feature	Thermoplastic elastomer	
	<ul style="list-style-type: none"> Alternative to PVC, no plasticizer Chemical resistance, resistant to dye, detergent, vinegar, etc. The inner wall is smooth without residue -30 degrees to 130 degrees temperature range Compliance with RoHS and REACH standards 	
Caution	<ul style="list-style-type: none"> Avoid folding Avoid high temperature 	
Material	<ul style="list-style-type: none"> Thermoplastic elastomer 	
Operating temperature range	-60 °C to +140°C	
Physical properties	Colorless & transparent	Colorless & transparent
	Shore A Hardness ASTM D 2240 65A	65A
	Density ASTM D792 0.89 g/cm ³	0.89 g/cm ³
	Tensile Strength at Break ASTM D 412 11.9 MPa	11.9 MPa
	Tensile Elongation ASTM D 412 600 %	600 %
	Tear Strength ASTM D 1004-94 45 kN/m	45 kN/m
	Permanent Compression Set 70°C 22hrs ASTM D 395 80%	80%
Regulations and Certifications	FDA, ISO 10993, RoHS, REACH	
Sterilization	121 °C 30 minutes steam sterilization single pass ETO ethylene oxide sterilized single-shot 25kGy irradiation sterilization single time	
Gas permeability	$\frac{\text{Gas volume [cm}^3\text{]} \times \text{wall thickness [mm]}}{\text{Inner Diameter Sectional Area [cm}^2\text{]} \times \text{Time [sec]} \times \text{Pressure drop along pipe wall [cm Hg]}} \times 10^{-10}$	
	CO ₂ 1200	1200
	O ₂ 500	500
	N ₂ 100	100
Odor Toxicity	none	
Theoretical service life	at 0 bar life 800 hrs	800 hrs
	at 0.7 bar 300 hrs	300 hrs

Cat. No.	Model	ID		OD		Wall Thickness		Per Package Length*	
		(mm)	(inch)	(mm)	(inch)	(mm)	(inch)	(m)	(foot)
L460-201-0050-0150	Metric size	0.50		1.50		0.50		15.2	50
L460-201-0079-0397	13#	0.79	1/32	3.97	5/32	1.59	1/16	15.2	50
L460-201-0100-0200	Metric size	1.00		2.00		0.50		15.2	50
L460-201-0150-0250	Metric size	1.50		2.50		0.50		15.2	50
L460-201-0100-0300	Metric size	1.00		3.00		1.00		15.2	50
L460-201-0159-0318		1.59	1/16	3.18	1/8	0.79	1/32	15.2	50
L460-201-0159-0476	14#	1.59	1/16	4.76	3/16	1.59	1/16	15.2	50
L460-201-0159-0635	119#	1.59	1/16	6.35	1/4	2.38	3/32	15.2	50
L460-201-0200-0400	Metric size	2.00		4.00		1.00		15.2	50
L460-201-0238-0556	19#	2.38	3/32	5.56	7/32	1.59	1/16	15.2	50
L460-201-0300-0500	Metric size	3.00		5.00		1.00		15.2	50
L460-201-0318-0476		3.18	1/8	4.76	3/16	0.79	1/32	15.2	50
L460-201-0318-0635	16#	3.18	1/8	6.35	1/4	1.59	1/16	15.2	50
L460-201-0318-0794	120#	3.18	1/8	7.94	5/16	2.38	3/32	15.2	50
L460-201-0397-0714		3.97	5/32	7.14	9/32	1.59	1/16	15.2	50
L460-201-0476-0794	25#	4.76	3/16	7.94	5/16	1.59	1/16	15.2	50
L460-201-0476-0953	15#	4.76	3/16	9.53	3/8	2.38	3/32	15.2	50
L460-201-0635-0953	17#	6.35	1/4	9.53	3/8	1.59	1/16	15.2	50
L460-201-0635-1111	24#	6.35	1/4	11.11	7/16	2.38	3/32	15.2	50
L460-201-0635-1270	26#	6.34	1/4	12.70	1/2	3.18	1/8	15.2	50
L460-201-0794-1111	18#	7.94	5/16	11.11	7/16	1.59	1/16	15.2	50
L460-201-0794-1270	35#	7.94	5/16	12.70	1/2	2.38	3/32	15.2	50
L460-201-0953-1270	96#	9.53	3/8	12.70	1/2	1.59	1/16	15.2	50
L460-201-0953-1429	36#	9.53	3/8	14.29	9/16	2.38	3/32	15.2	50
L460-201-0953-1588	73#	9.53	3/8	15.88	5/8	3.18	1/8	15.2	50
L460-201-1111-1429		11.11	7/16	14.29	9/16	1.59	1/16	15.2	50
L460-201-1270-1588		12.70	1/2	15.88	5/8	1.59	1/16	15.2	50
L460-201-1270-1905	82#	12.70	1/2	19.05	3/4	3.18	1/8	15.2	50
L460-201-1270-2223	88#	12.70	1/2	22.23	7/8	4.76	3/16	15.2	50
L460-201-1588-2064		15.88	5/8	20.64	13/16	2.38	3/32	15.2	50
L460-101-1588-2223	184#	15.88	5/8	22.23	7/8	3.18	1/8	7.62	25
L460-101-1588-2540	89#	15.88	5/8	25.4	1	4.76	3/16	7.62	25
L460-101-1905-2540		19.05	3/4	25.4	1	3.18	1/8	7.62	25
L460-101-1905-2858	191#	19.05	3/4	28.58	1-1/8	4.76	3/16	7.62	25
L460-101-1905-3175	91#	19.05	3/4	31.75	1-1/4	6.35	1/4	7.62	25
L460-101-2540-3175		25.40	1	31.75	1-1/4	3.18	1/8	7.62	25
L460-101-2540-3493	92#	25.40	1	34.93	1-3/8	4.76	3/16	7.62	25
L460-101-2540-3810		25.40	1	38.10	1-1/2	6.35	1/4	7.62	25

*Other callbers, lengths or packing methods can be customized

+ Innovalloy® 62V

Medical Grade Bilayer Tubing



Innovalloy 62V is specially developed for medical applications when corrosive chemicals are used. Benefit from specially design bilayer structure, inert inner layer provide superior chemical resistance while the tubing remains its clarity. It is widely used in diagnostic equipment and other IVD devices.

FDA

ISO 10993

Innovalloy 62V is a special fluid transmission tubing specially developed for medical applications such as medical infusion pumps, in vitro diagnostic equipment, medical dialysis equipment, respiratory equipment, and infusion equipment. It does not include any DEHP plasticizer and is suitable for various sterilization methods, with extensive safety certification and good biocompatibility. The tubing is colorless and highly transparent. Through the use of special formula, and

special processing technology to ensure the non-infiltration of the inner surface, effectively control the roughness, with an ultra-smooth inner surface, it can effectively reduce the liquid suspension and other liquid residue, reduce the absorption and pollution of the circulation medium, especially suitable for in vitro diagnostic equipment and other medical applications.

+ Features

- High transparency and clear
- Suitable for contact with human body fluids
- Non-DEHP
- Applicable to various sterilization methods
- Clean room production
- Shore D 50 hardness
- Available in various metric and imperial sizes

+ Compliance

- ISO 10993
- AECF
- FDA 21CFR 177.2600
- RoHS & REACH

+ Application

- In Vitro Diagnostic Devices (IVD)
- Medical dialysis equipment
- Respiratory equipment
- Industrial equipment
- Ink printer

+ Innovalloy® 62V Typical Physical Properties

Physical Properties Table	Test Methods	Unit	Typical Value
Color	-		Colorless & transparent
Shore A hardness, 5sec	ASTM D 2240		82
Density	ASTM D 792		1.27
Operating temperature		°C	-50°C to +75°C
UV Resistance			Medium
Gas permeability			Low
Water absorption rate			Low
Tensile strength at break	ASTM D 412	Mpa	24.0
Tensile elongation at break	ASTM D 412	%	450
Tear tensile strength	ASTM D1004-94	kN/m	87
Permanent compression set, 70°C/22hrs	ASTM D395-98-B	%	35
Sterilization method			Damp heat, ethylene oxide, irradiation 25kGy

+ Innovalloy® 62V Categorized Sizes*

*Other calibers, lengths or packing methods can be customized

Cat. No.	Model	ID		OD		Wall Thickness		Length Per Package		Minimum Bending Radius	RECO Working Pressure	RECO Vacuum Pressure
		(mm)	(inch)	(mm)	(inch)	(mm)	(inch)	(m)	(foot)			
A62V-201-0050-0150	Metric size	0.50		1.50		0.50		15.2	50	3mm		1.0bar
A62V-201-0079-0397	13#	0.79	1/32	3.97	5/32	1.59	1/16	15.2	50	3mm	8.6bar	1.0bar
A62V-201-0100-0200	Metric size	1.00		2.00		0.50		15.2	50	3mm		1.0bar
A62V-201-0150-0250	Metric size	1.50		2.50		0.50		15.2	50	3mm		1.0bar
A62V-201-0100-0300	Metric size	1.00		3.00		1.00		15.2	50	4mm		1.0bar
A62V-201-0159-0318		1.59	1/16	3.18	1/8	0.79	1/32	15.2	50	6mm	4.8bar	1.0bar
A62V-201-0159-0476	14#	1.59	1/16	4.76	3/16	1.59	1/16	15.2	50	3mm	8.6bar	1.0bar
A62V-201-0159-0635	119#	1.59	1/16	6.35	1/4	2.38	3/32	15.2	50			
A62V-201-0200-0350	Metric size	2.00		3.50		0.75		15.2	50	6mm		
A62V-201-0238-0556	19#	2.38	3/32	5.56	7/32	1.59	1/16	15.2	50	6mm	6.0bar	1.0bar
A62V-201-0300-0500	Metric size	3.00		5.00		1.00		15.2	50			
A62V-201-0318-0476		3.18	1/8	4.76	3/16	0.79	1/32	15.2	50	12mm	2.5bar	0.8bar
A62V-201-0318-0635	16#	3.18	1/8	6.35	1/4	1.59	1/16	15.2	50	10mm	4.8bar	1.0bar
A62V-201-0318-0794	120#	3.18	1/8	7.94	5/16	2.38	3/32	15.2	50			
A62V-201-0397-0714		3.97	5/32	7.14	9/32	1.59	1/16	15.2	50	13mm	3.8bar	1.0bar
A62V-201-0476-0794	25#	4.76	3/16	7.94	5/16	1.59	1/16	15.2	50	16mm	3.5bar	1.0bar
A62V-201-0476-0953	15#	4.76	3/16	9.53	3/8	2.38	3/32	15.2	50	3mm	4.8bar	1.0bar
A62V-201-0635-0953	17#	6.35	1/4	9.53	3/8	1.59	1/16	15.2	50	25mm	2.5bar	1.0bar
A62V-201-0635-1111	24#	6.35	1/4	11.11	7/16	2.38	3/32	15.2	50	19mm	3.9bar	1.0bar
A62V-201-0635-1270	26#	6.34	1/4	12.70	1/2	3.18	1/8	15.2	50	16mm	4.8bar	1.0bar
A62V-201-0794-1111	18#	7.94	5/16	11.11	7/16	1.59	1/16	15.2	50	35mm	2.1bar	0.5bar
A62V-201-0794-1270	35#	7.94	5/16	12.70	1/2	2.38	3/32	15.2	50	25mm	3.0bar	1.0bar
A62V-201-0953-1270	96#	9.53	3/8	12.70	1/2	1.59	1/16	15.2	50	35mm	1.8bar	0.3bar
A62V-201-0953-1429	36#	9.53	3/8	14.29	9/16	2.38	3/32	15.2	50	38mm	2.5bar	0.8bar
A62V-201-0953-1588	73#	9.53	3/8	15.88	5/8	3.18	1/8	15.2	50	29mm	3.4bar	1.0bar
A62V-201-1111-1429		11.11	7/16	14.29	9/16	1.59	1/16	15.2	50	57mm	1.8bar	0.3bar
A62V-201-1270-1588		12.70	1/2	15.88	5/8	1.59	1/16	15.2	50	73mm	1.6bar	0.2bar
A62V-201-1270-1905	82#	12.70	1/2	19.05	3/4	3.18	1/8	15.2	50	45mm	2.5bar	0.8bar
A62V-201-1270-2223	88#	12.70	1/2	22.23	7/8	4.76	3/16	15.2	50	80mm	2.8bar	1.2bar
A62V-201-1588-2064		15.88	5/8	20.64	13/16	2.38	3/32	15.2	50	76mm	2.1bar	0.8bar
A62V-201-1588-2223	184#	15.88	5/8	22.23	7/8	3.18	1/8	7.62	25	60mm	2.1bar	0.5bar
A62V-201-1588-2540	89#	15.88	5/8	25.4	1	4.76	3/16	7.62	25			
A62V-201-1905-2540		19.05	3/4	25.4	1	3.18	1/8	7.62	25	83mm	2.1bar	0.5bar
A62V-201-1905-2858	191#	19.05	3/4	28.58	1-1/8	4.76	3/16	7.62	25			
A62V-201-1905-3175	91#	19.05	3/4	31.75	1-1/4	6.35	1/4	7.62	25			
A62V-201-2540-3175		25.40	1	31.75	1-1/4	3.18	1/8	7.62	25	130mm	1.6bar	0.2bar
A62V-201-2540-3493	92#	25.40	1	34.93	1-3/8	4.76	3/16	7.62	25			
A62V-201-2540-3810		25.40	1	38.10	1-1/2	6.35	1/4	7.62	25			

*The recommended working pressure is the calculated value of the burst pressure measured by ASTM D1599 at a ratio of 1:4 at 23 degrees. For the detailed compatibility of Innovalloy™ 62V with various chemicals, please refer to "Innovalloy® Product Chemical Compatibility Information Sheet" or consult sales representative

+ Innovalloy® 7000 / 8000 Medical Grade Bilayer Tubing

The Innovalloy 7000 and 8000 series are designed with a transparent double-layer structure. The inert inner layer provides excellent chemical resistance, dye resistance and other characteristics, and the outer layer provides flexibility of different hardness. It is suitable for a variety of industrial, food and medical applications.



+ Innovalloy® 7000 / 8000 Nomenclature

Innovalloy® 7000
A7DO-
Innovalloy® 8000
A8DO-

*Other calibers, lengths or packing methods can be customized

Cat. No.	Model	ID		OD		Wall Thickness		Per Package Length*	
		(mm)	(inch)	(mm)	(inch)	(mm)	(inch)	(m)	(foot)
A□DO-201-0050-0150	Metric size	0.50		1.50		0.50		15.2	50
A□DO-201-0079-0397	13#	0.79	1/32	3.97	5/32	1.59	1/16	15.2	50
A□DO-201-0100-0200	Metric size	1.00		2.00		0.50		15.2	50
A□DO-201-0150-0250	Metric size	1.50		2.50		0.50		15.2	50
A□DO-201-0100-0300	Metric size	1.00		3.00		1.00		15.2	50
A□DO-201-0159-0318		1.59	1/16	3.18	1/8	0.79	1/32	15.2	50
A□DO-201-0159-0476	14#	1.59	1/16	4.76	3/16	1.59	1/16	15.2	50
A□DO-201-0159-0635	119#	1.59	1/16	6.35	1/4	2.38	3/32	15.2	50
A□DO-201-0200-0400	Metric size	2.00		4.00		1.00		15.2	50
A□DO-201-0238-0556	19#	2.38	3/32	5.56	7/32	1.59	1/16	15.2	50
A□DO-201-0300-0500	Metric size	3.00		5.00		1.00		15.2	50
A□DO-201-0318-0476		3.18	1/8	4.76	3/16	0.79	1/32	15.2	50
A□DO-201-0318-0635	16#	3.18	1/8	6.35	1/4	1.59	1/16	15.2	50
A□DO-201-0318-0794	120#	3.18	1/8	7.94	5/16	2.38	3/32	15.2	50
A□DO-201-0397-0714		3.97	5/32	7.14	9/32	1.59	1/16	15.2	50
A□DO-201-0476-0794	25#	4.76	3/16	7.94	5/16	1.59	1/16	15.2	50
A□DO-201-0476-0953	15#	4.76	3/16	9.53	3/8	2.38	3/32	15.2	50
A□DO-201-0635-0953	17#	6.35	1/4	9.53	3/8	1.59	1/16	15.2	50
A□DO-201-0635-1111	24#	6.35	1/4	11.11	7/16	2.38	3/32	15.2	50
A□DO-201-0635-1270	26#	6.34	1/4	12.70	1/2	3.18	1/8	15.2	50
A□DO-201-0794-1111	18#	7.94	5/16	11.11	7/16	1.59	1/16	15.2	50
A□DO-201-0794-1270	35#	7.94	5/16	12.70	1/2	2.38	3/32	15.2	50
A□DO-201-0953-1270	96#	9.53	3/8	12.70	1/2	1.59	1/16	15.2	50
A□DO-201-0953-1429	36#	9.53	3/8	14.29	9/16	2.38	3/32	15.2	50
A□DO-201-0953-1588	73#	9.53	3/8	15.88	5/8	3.18	1/8	15.2	50
A□DO-201-1111-1429		11.11	7/16	14.29	9/16	1.59	1/16	15.2	50
A□DO-201-1270-1588		12.70	1/2	15.88	5/8	1.59	1/16	15.2	50
A□DO-201-1270-1905	82#	12.70	1/2	19.05	3/4	3.18	1/8	15.2	50
A□DO-201-1270-2223	88#	12.70	1/2	22.23	7/8	4.76	3/16	15.2	50
A□DO-201-1588-2064		15.88	5/8	20.64	13/16	2.38	3/32	15.2	50
A□DO-101-1588-2223	184#	15.88	5/8	22.23	7/8	3.18	1/8	7.62	25
A□DO-101-1588-2540	89#	15.88	5/8	25.4	1	4.76	3/16	7.62	25
A□DO-101-1905-2540		19.05	3/4	25.4	1	3.18	1/8	7.62	25
A□DO-101-1905-2858	191#	19.05	3/4	28.58	1-1/8	4.76	3/16	7.62	25
A□DO-101-1905-3175	91#	19.05	3/4	31.75	1-1/4	6.35	1/4	7.62	25
A□DO-101-2540-3175		25.40	1	31.75	1-1/4	3.18	1/8	7.62	25
A□DO-101-2540-3493	92#	25.40	1	34.93	1-3/8	4.76	3/16	7.62	25
A□DO-101-2540-3810		25.40	1	38.10	1-1/2	6.35	1/4	7.62	25

+ Innovalloy® 7000 / 8000 Product Specification

Medical Grade Tubing

Feature	Composite material
	• Colorless and transparent, the inner wall is smooth without residue
	• Double-layer structure, the inner layer is resistant to chemicals, conventional acids and alkalis, etc.
	• Resistant to staining
	• -80 degrees to 70 degrees temperature range
	• Compliant with RoHS and PEACH, ISO1093 standard
Caution	• Avoid high pressure
	• Avoid high temperature
Material	• Composite material
Operating temperature range	-80°C to +70°C
Physical properties	Colorless & transparent Shore A Hardness ASTM D 2240 7000 70A, 8000 85A Density ASTM D792 0.94 g/cm ³ Tensile Strength at Break ASTM D 412 40 MPa Tensile Elongation ASTM D 412 500 % Tear Strength ASTM D 1004-94 45 kN/m Permanent Compression Set 70°C 22Hrs ASTM D 395 55%
Regulations and Certifications	ISO 10933, FDA, RoHS, REACH
Sterilization	121 °C 30 minutes steam sterilization single pass ETO ethylene oxide sterilized single-shot 25kGy irradiation sterilization single time
Gas permeability	CO ₂ 560 Gas volume [cm ³] x wall thickness [mm] x 10 ⁻¹⁰ O ₂ 125 Inner Diameter Sectional Area [cm ²] x Time [sec] N ₂ 70 x Pressure drop along pipe wall [cm Hg]
Odor Toxicity	none
Theoretical service life	

+ Innovasil® M 50 Medical Grade Pt-cured Silicone Tubing

- Longest service life of Innovasil tubing material
- Excellent choice where pure silicone tubing and good pump life is needed

Innovasil M 50 is a Shore A 50 hardness medical grade silicone tube, using platinum vulcanized high purity silicone raw material, through a special formulation design for good peristaltic pump life and excellent flow stability. High purity, low protein adsorption, perfect biocompatibility verification, especially suitable for medical equipment and medical field fluid transfer applications.

Innovasil M 50 has been developed for fluid transfer applications in the medical field. The Innovasil M 50 is manufactured and packaged in a NEBB certified ISO Class Class 7 clean production facility using a platinum cured system and a high purity silicone rubber with a special post-treatment process, resulting in high purity and low particles contamination. At the same time, the advanced process ensures that the product has a very smooth inner surface, which minimizes protein binding and ensures a high purity of the finished product. The whole batch of raw materials and production process can be traced back, and has perfect biocompatibility and FDA certification report.

+ Innovasil® M 50 Product Specification

Medical grade peristaltic pump tubing

Feature	Platinum cured silicone tubing
	• Suitable for use with peristaltic pumps
	• Chemical resistance, resistance to lye, detergent, vinegar, etc.
	• Smooth inner wall with low spalling
	• Clean room production
	• Sterilizable
Caution	• Avoid high pressure
Material	• Platinum cured silicone tubing
Operating temperature range	-40°C to +200°C
Physical properties	Colorless & transparent Shore A Hardness ASTM D 2240 50A Density ASTM D792 1.14 g/cm ³ Tensile Strength at Break ASTM D 412 9.7 MPa Tensile Elongation ASTM D 412 1000 % Tear Strength ASTM D 1004-94 45 kN/m Permanent Compression Set 23°C 22Hrs ASTM D 395 17%
Regulations and Certifications	FDA, ISO 10993, RoHS, REACH
Sterilization	121 °C 30 minutes steam sterilization single pass ETO ethylene oxide sterilized single-shot 25kGy irradiation sterilization single time
Gas permeability	CO ₂ 25147 Gas volume [cm ³] x wall thickness [mm] x 10 ⁻¹⁰ O ₂ 4715 Inner Diameter Sectional Area [cm ²] x Time [sec] N ₂ 2284 x Pressure drop along pipe wall [cm Hg]
Odor Toxicity	none
Theoretical service life	at 0 bar life 120 hrs at 0.7 bar 50 hrs

+ Innovasil® M Series also includes M 60 Shore A60 durometer, & Innovasil M 50/60 Ultra Long Life Peristaltic Pump Tubing Specifications



*Other calibers, lengths or packing methods can be customized

Cat. No.	Model	ID		OD		Wall Thickness		Per Package Length*	
		(mm)	(inch)	(mm)	(inch)	(mm)	(inch)	(m)	(foot)
SM29-202-0050-0150	Metric size	0.50		1.50		0.50		15.2	50
SM29-202-0079-0397	13#	0.79	1/32	3.97	5/32	1.59	1/16	15.2	50
SM29-202-0100-0200	Metric size	1.00		2.00		0.50		15.2	50
SM29-202-0150-0250	Metric size	1.50		2.50		0.50		15.2	50
SM29-202-0100-0300	Metric size	1.00		3.00		1.00		15.2	50
SM29-202-0159-0318		1.59	1/16	3.18	1/8	0.79	1/32	15.2	50
SM29-202-0159-0476	14#	1.59	1/16	4.76	3/16	1.59	1/16	15.2	50
SM29-202-0159-0635	119#	1.59	1/16	6.35	1/4	2.38	3/32	15.2	50
SM29-202-0200-0400	Metric size	2.00		4.00		1.00		15.2	50
SM29-202-0238-0556	19#	2.38	3/32	5.56	7/32	1.59	1/16	15.2	50
SM29-202-0300-0500	Metric size	3.00		5.00		1.00		15.2	50
SM29-202-0318-0476		3.18	1/8	4.76	3/16	0.79	1/32	15.2	50
SM29-202-0318-0635	16#	3.18	1/8	6.35	1/4	1.59	1/16	15.2	50
SM29-202-0318-0794	120#	3.18	1/8	7.94	5/16	2.38	3/32	15.2	50
SM29-202-0397-0714		3.97	5/32	7.14	9/32	1.59	1/16	15.2	50
SM29-202-0476-0794	25#	4.76	3/16	7.94	5/16	1.59	1/16	15.2	50
SM29-202-0476-0953	15#	4.76	3/16	9.53	3/8	2.38	3/32	15.2	50
SM29-202-0635-0953	17#	6.35	1/4	9.53	3/8	1.59	1/16	15.2	50
SM29-202-0635-1111	24#	6.35	1/4	11.11	7/16	2.38	3/32	15.2	50
SM29-202-0635-1270	26#	6.34	1/4	12.70	1/2	3.18	1/8	15.2	50
SM29-202-0794-1111	18#	7.94	5/16	11.11	7/16	1.59	1/16	15.2	50
SM29-202-0794-1270	35#	7.94	5/16	12.70	1/2	2.38	3/32	15.2	50
SM29-202-0953-1270	96#	9.53	3/8	12.70	1/2	1.59	1/16	15.2	50
SM29-202-0953-1429	36#	9.53	3/8	14.29	9/16	2.38	3/32	15.2	50
SM29-202-0953-1588	73#	9.53	3/8	15.88	5/8	3.18	1/8	15.2	50
SM29-202-1111-1429		11.11	7/16	14.29	9/16	1.59	1/16	15.2	50
SM29-202-1270-1588		12.70	1/2	15.88	5/8	1.59	1/16	15.2	50
SM29-202-1270-1905	82#	12.70	1/2	19.05	3/4	3.18	1/8	15.2	50
SM29-202-1270-2223	88#	12.70	1/2	22.23	7/8	4.76	3/16	15.2	50
SM29-202-1588-2064		15.88	5/8	20.64	13/16	2.38	3/32	15.2	50
SM29-102-1588-2223	184#	15.88	5/8	22.23	7/8	3.18	1/8	7.62	25
SM29-102-1588-2540	89#	15.88	5/8	25.4	1	4.76	3/16	7.62	25
SM29-102-1905-2540		19.05	3/4	25.4	1	3.18	1/8	7.62	25
SM29-102-1905-2858	191#	19.05	3/4	28.58	1-1/8	4.76	3/16	7.62	25
SM29-102-1905-3175	91#	19.05	3/4	31.75	1-1/4	6.35	1/4	7.62	25
SM29-102-2540-3175		25.40	1	31.75	1-1/4	3.18	1/8	7.62	25
SM29-102-2540-3493	92#	25.40	1	34.93	1-3/8	4.76	3/16	7.62	25
SM29-102-2540-3810		25.40	1	38.10	1-1/2	6.35	1/4	7.62	25

+ Innovafluor® PFA / FEP Semi-conductor Grade Fluororesin Tube

The Innovafluor PFA and FEP series fluororesin tubing has excellent chemical and physical properties and can be used over a wide temperature range ranging from -200 to 260 degrees Celsius depending on the polymer type. Most of these fluororesinous polymers have similar physical and chemical properties, with the main differences being temperature, transparency and mechanical strength. No plasticizer, stabilizer and other fillers, pure and pollution-free. Unlike metal and rubber, there is no corrosion and oxidation. Unlike plastic, it is not corroded by solvents, acids, bases, and hydrocarbon fuels. It can be widely used in industrial, food, analytical instruments, medical and biological pharmaceutical fields where corrosion resistance is required. And different colors can be customized according to customer requirements.

Adopt precision extrusion process, strictly control the dimensional tolerance, and can customize the cutting length. Secondary flanging, flaring, coding, laser etching and other secondary treatment processes can also be used for customized production.

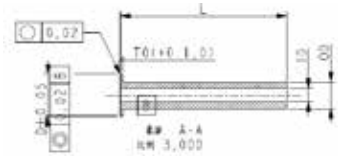


+ Innovafluor® PFA / FEP nomenclature

Innovafluor® PFA F5D0- Innovafluor® FEP F3D0-

*Other calibers, lengths or packing methods can be customized

Cat. No.	Model	ID		OD		Wall Thickness		Per Package Length*	
		(mm)	(inch)	(mm)	(inch)	(mm)	(inch)	(m)	(foot)
F□D0-041-0050-0150	Metric size	0.50		1.50		0.50		100	
F□D0-041-0079-0397	13#	0.79	1/32	3.97	5/32	1.59	1/16	100	
F□D0-041-0100-0200	Metric size	1.00		2.00		0.50		100	
F□D0-041-0150-0250	Metric size	1.50		2.50		0.50		100	
F□D0-041-0100-0300	Metric size	1.00		3.00		1.00		100	
F□D0-041-0159-0318		1.59	1/16	3.18	1/8	0.79	1/32	100	
F□D0-041-0159-0476	14#	1.59	1/16	4.76	3/16	1.59	1/16	100	
F□D0-041-0159-0635	119#	1.59	1/16	6.35	1/4	2.38	3/32	100	
F□D0-041-0200-0400	Metric size	2.00		4.00		1.00		100	
F□D0-041-0238-0556	19#	2.38	3/32	5.56	7/32	1.59	1/16	100	
F□D0-041-0300-0500	Metric size	3.00		5.00		1.00		100	
F□D0-041-0318-0476		3.18	1/8	4.76	3/16	0.79	1/32	100	
F□D0-041-0318-0635	16#	3.18	1/8	6.35	1/4	1.59	1/16	100	
F□D0-201-0318-0794	120#	3.18	1/8	7.94	5/16	2.38	3/32	15.2	50
F□D0-201-0397-0714		3.97	5/32	7.14	9/32	1.59	1/16	15.2	50
F□D0-201-0476-0794	25#	4.76	3/16	7.94	5/16	1.59	1/16	15.2	50
F□D0-201-0476-0953	15#	4.76	3/16	9.53	3/8	2.38	3/32	15.2	50
F□D0-201-0635-0953	17#	6.35	1/4	9.53	3/8	1.59	1/16	15.2	50
F□D0-201-0635-1111	24#	6.35	1/4	11.11	7/16	2.38	3/32	15.2	50
F□D0-201-0635-1270	26#	6.34	1/4	12.70	1/2	3.18	1/8	15.2	50
F□D0-201-0794-1111	18#	7.94	5/16	11.11	7/16	1.59	1/16	15.2	50
F□D0-201-0794-1270	35#	7.94	5/16	12.70	1/2	2.38	3/32	15.2	50
F□D0-201-0953-1270	96#	9.53	3/8	12.70	1/2	1.59	1/16	15.2	50
F□D0-201-0953-1429	36#	9.53	3/8	14.29	9/16	2.38	3/32	15.2	50
F□D0-201-0953-1588	73#	9.53	3/8	15.88	5/8	3.18	1/8	15.2	50
F□D0-201-1111-1429		11.11	7/16	14.29	9/16	1.59	1/16	15.2	50
F□D0-201-1270-1588		12.70	1/2	15.88	5/8	1.59	1/16	15.2	50
F□D0-201-1270-1905	82#	12.70	1/2	19.05	3/4	3.18	1/8	15.2	50
F□D0-201-1270-2223	88#	12.70	1/2	22.23	7/8	4.76	3/16	15.2	50
F□D0-201-1588-2064		15.88	5/8	20.64	13/16	2.38	3/32	15.2	50
F□D0-101-1588-2223	184#	15.88	5/8	22.23	7/8	3.18	1/8	7.62	25
F□D0-101-1588-2540	89#	15.88	5/8	25.4	1	4.76	3/16	7.62	25
F□D0-101-1905-2540		19.05	3/4	25.4	1	3.18	1/8	7.62	25
F□D0-101-1905-2858	191#	19.05	3/4	28.58	1-1/8	4.76	3/16	7.62	25
F□D0-101-1905-3175	91#	19.05	3/4	31.75	1-1/4	6.35	1/4	7.62	25
F□D0-101-2540-3175		25.40	1	31.75	1-1/4	3.18	1/8	7.62	25
F□D0-101-2540-3493	92#	25.40	1	34.93	1-3/8	4.76	3/16	7.62	25
F□D0-101-2540-3810		25.40	1	38.10	1-1/2	6.35	1/4	7.62	25



+ Innovafluor® PFA / FEP Product Specification

PFA/FEP Tubing															
Feature	<ul style="list-style-type: none"> • Clear or black, chemical resistant • Colorless, transparent or black, the inner wall is smooth without residue • Chemical resistance, common acid and alkali, etc. • Resistant to staining • -80 degrees to 260 degrees temperature range • Conform to RoHS and REACH, ISO1093 standard 														
Caution	• Avoid folding														
Material	• PFA/FEP fluororesin														
Operating temperature range	-200°C to +260°C														
Physical properties	<table border="0"> <tr> <td>Colorless transparent / black</td> <td>Colorless & transparent</td> </tr> <tr> <td>Shore A Hardness ASTM D 2240 PFA 60D, FEP 55D</td> <td>60D</td> </tr> <tr> <td>Density ASTM D792</td> <td>2.17 g/cm³</td> </tr> <tr> <td>Tensile Strength at Break ASTM D 412</td> <td>18 MPa</td> </tr> <tr> <td>Tensile Elongation ASTM D 412</td> <td>300 %</td> </tr> <tr> <td>Tear Strength ASTM D 1004-94</td> <td></td> </tr> <tr> <td>Permanent Compression Set 70°C 22Hrs ASTM D 395</td> <td></td> </tr> </table>	Colorless transparent / black	Colorless & transparent	Shore A Hardness ASTM D 2240 PFA 60D, FEP 55D	60D	Density ASTM D792	2.17 g/cm ³	Tensile Strength at Break ASTM D 412	18 MPa	Tensile Elongation ASTM D 412	300 %	Tear Strength ASTM D 1004-94		Permanent Compression Set 70°C 22Hrs ASTM D 395	
Colorless transparent / black	Colorless & transparent														
Shore A Hardness ASTM D 2240 PFA 60D, FEP 55D	60D														
Density ASTM D792	2.17 g/cm ³														
Tensile Strength at Break ASTM D 412	18 MPa														
Tensile Elongation ASTM D 412	300 %														
Tear Strength ASTM D 1004-94															
Permanent Compression Set 70°C 22Hrs ASTM D 395															
Regulations and certifications	ISO 10933, FDA, RoHS, REACH														
Sterilization	121 °C 30 minutes steam sterilization single pass ETO ethylene oxide sterilized single-shot														
Gas permeability	$\frac{\text{Gas volume [cm}^3\text{]} \times \text{wall thickness [mm]}}{\text{Inner Diameter Sectional Area [cm}^2\text{]} \times \text{Time [sec]} \times \text{Pressure drop along pipe wall [cm Hg]}} \times 10^{-10}$														
Odor Toxicity	none														
Theoretical service life															

+ Innovafluor® PTFE Semi-conductor Grade PTFE Tube

- Longest service life of Innovafluor tubing material
- Excellent choice where fluoropolymer tubing and good chemical resistance is needed

Innovafluor PTFE series fluororesin tubing has excellent chemical and physical properties and can be used in a wide temperature range, up to 400 degrees Celsius depending on the type of polymer. These fluororesin polymers are free of plasticizers, stabilizers and other fillers and are pure and pollution-free. Unlike metal and rubber, it is non-corrosive and oxidizing. Unlike plastics, it will not be corroded by solvents, acids and bases, and hydrocarbon fuels, and can be widely used in industries that require corrosion resistance, food, analytical instruments, medical and biopharmaceutical fields. And different colors can be customized according to customer requirements.

Adopt precision extrusion process, strictly control the dimensional tolerance, and can customize the cutting length. Secondary flanging, flaring, coding, laser etching and other secondary treatment processes can also be used for customized production.

+ Innovafluor® PTFE Series can also be produced in a clean room, with strictly controlled the level of micro particles, and can carry out other post treatment such as flanging at each end

*Other calibers, lengths or packing methods can be customized

Cat. No.	Model	ID		OD		Wall Thickness		Per Package Length*	
		(mm)	(inch)	(mm)	(inch)	(mm)	(inch)	(m)	(foot)
F□D0-041-0050-0150	Metric size	0.50		1.50		0.50		100	
F□D0-041-0079-0397	13#	0.79	1/32	3.97	5/32	1.59	1/16	100	
F□D0-041-0100-0200	Metric size	1.00		2.00		0.50		100	
F□D0-041-0150-0250	Metric size	1.50		2.50		0.50		100	
F□D0-041-0100-0300	Metric size	1.00		3.00		1.00		100	
F□D0-041-0159-0318		1.59	1/16	3.18	1/8	0.79	1/32	100	
F□D0-041-0159-0476	14#	1.59	1/16	4.76	3/16	1.59	1/16	100	
F□D0-041-0159-0635	119#	1.59	1/16	6.35	1/4	2.38	3/32	100	
F□D0-041-0200-0400	Metric size	2.00		4.00		1.00		100	
F□D0-041-0238-0556	19#	2.38	3/32	5.56	7/32	1.59	1/16	100	
F□D0-041-0300-0500	Metric size	3.00		5.00		1.00		100	
F□D0-041-0318-0476		3.18	1/8	4.76	3/16	0.79	1/32	100	
F□D0-041-0318-0635	16#	3.18	1/8	6.35	1/4	1.59	1/16	100	
F□D0-201-0318-0794	120#	3.18	1/8	7.94	5/16	2.38	3/32	15.2	50
F□D0-201-0397-0714		3.97	5/32	7.14	9/32	1.59	1/16	15.2	50
F□D0-201-0476-0794	25#	4.76	3/16	7.94	5/16	1.59	1/16	15.2	50
F□D0-201-0476-0953	15#	4.76	3/16	9.53	3/8	2.38	3/32	15.2	50
F□D0-201-0635-0953	17#	6.35	1/4	9.53	3/8	1.59	1/16	15.2	50
F□D0-201-0635-1111	24#	6.35	1/4	11.11	7/16	2.38	3/32	15.2	50
F□D0-201-0635-1270	26#	6.34	1/4	12.70	1/2	3.18	1/8	15.2	50
F□D0-201-0794-1111	18#	7.94	5/16	11.11	7/16	1.59	1/16	15.2	50
F□D0-201-0794-1270	35#	7.94	5/16	12.70	1/2	2.38	3/32	15.2	50
F□D0-201-0953-1270	96#	9.53	3/8	12.70	1/2	1.59	1/16	15.2	50
F□D0-201-0953-1429	36#	9.53	3/8	14.29	9/16	2.38	3/32	15.2	50
F□D0-201-0953-1588	73#	9.53	3/8	15.88	5/8	3.18	1/8	15.2	50
F□D0-201-1111-1429		11.11	7/16	14.29	9/16	1.59	1/16	15.2	50
F□D0-201-1270-1588		12.70	1/2	15.88	5/8	1.59	1/16	15.2	50
F□D0-201-1270-1905	82#	12.70	1/2	19.05	3/4	3.18	1/8	15.2	50
F□D0-201-1270-2223	88#	12.70	1/2	22.23	7/8	4.76	3/16	15.2	50
F□D0-201-1588-2064		15.88	5/8	20.64	13/16	2.38	3/32	15.2	50
F□D0-101-1588-2223	184#	15.88	5/8	22.23	7/8	3.18	1/8	7.62	25
F□D0-101-1588-2540	89#	15.88	5/8	25.4	1	4.76	3/16	7.62	25
F□D0-101-1905-2540		19.05	3/4	25.4	1	3.18	1/8	7.62	25
F□D0-101-1905-2858	191#	19.05	3/4	28.58	1-1/8	4.76	3/16	7.62	25
F□D0-101-1905-3175	91#	19.05	3/4	31.75	1-1/4	6.35	1/4	7.62	25
F□D0-101-2540-3175		25.40	1	31.75	1-1/4	3.18	1/8	7.62	25
F□D0-101-2540-3493	92#	25.40	1	34.93	1-3/8	4.76	3/16	7.62	25
F□D0-101-2540-3810		25.40	1	38.10	1-1/2	6.35	1/4	7.62	25

+ Innovafluor® PTFE Product Specification Sheet

PTFE tubing															
Feature	<ul style="list-style-type: none"> • PTFE • Colorless, transparent or black, the inner wall is smooth without residue • Chemical resistance, common acid and alkali, etc. • Resistant to staining • 80 degrees to 400 degrees temperature range • Comply with PHS and REACH, ISO1093 standard 														
Caution	• Avoid high pressure														
Material	• PTFE														
Operating temperature range	-200°C to +400°C														
Physical properties	<table border="0"> <tr> <td>Colorless & transparent</td> <td>Colorless & transparent</td> </tr> <tr> <td>Shore A Hardness ASTM D 2240 60D</td> <td>60D</td> </tr> <tr> <td>Density ASTM D792</td> <td>2.17 g/cm³</td> </tr> <tr> <td>Tensile Strength at Break ASTM D 412</td> <td>18 MPa</td> </tr> <tr> <td>Tensile Elongation ASTM D 412</td> <td>300 %</td> </tr> <tr> <td>Tear Strength ASTM D 1004-94</td> <td></td> </tr> <tr> <td>Permanent Compression Set 23°C 22Hrs ASTM D 395</td> <td></td> </tr> </table>	Colorless & transparent	Colorless & transparent	Shore A Hardness ASTM D 2240 60D	60D	Density ASTM D792	2.17 g/cm ³	Tensile Strength at Break ASTM D 412	18 MPa	Tensile Elongation ASTM D 412	300 %	Tear Strength ASTM D 1004-94		Permanent Compression Set 23°C 22Hrs ASTM D 395	
Colorless & transparent	Colorless & transparent														
Shore A Hardness ASTM D 2240 60D	60D														
Density ASTM D792	2.17 g/cm ³														
Tensile Strength at Break ASTM D 412	18 MPa														
Tensile Elongation ASTM D 412	300 %														
Tear Strength ASTM D 1004-94															
Permanent Compression Set 23°C 22Hrs ASTM D 395															
Regulations and Certifications	FDA, ISO 10993, RoHS, REACH														
Sterilization	121 °C 30 minutes steam sterilization single pass ETO ethylene oxide sterilized single-shot														
Gas permeability	$\frac{\text{Gas volume [cm}^3\text{]} \times \text{wall thickness [mm]}}{\text{Inner Diameter Sectional Area [cm}^2\text{]} \times \text{Time [sec]} \times \text{Pressure drop along pipe wall [cm Hg]}} \times 10^{-10}$														
Odor Toxicity	none														
Theoretical service life															

The Bio-pharmaceutical Market Application



Cell culture



Fluid transfer




Filtration chromatography



Final filling



- Innovaprene P / LSP peristaltic pump tubing
- Innovaflex weldable thermoplastic elastomer tubing
- Innovasil P / P Ultra Pt-cured silicone tubing
- Single use assembly (SUA)
- Innovafit fitting, connectors and accessories
- Innovaseal cryopreservation bag



+ Innovaflex®

FDA DMF III Registration No. 037210
Biopharmaceutical Grade Weldable TPE Tubing



+ Features

- For peristaltic pump use
- No silicone oil addition
- Low permeability
- Low protein binding
- Steam, irradiation, ETO sterilizable
- Dual bags packaging, lot traceable
- Meet biocompatibility requirements
- Extensive extractables studies
- ISO Class 7 clean room production
- Superior welding strength
- Translucent
- Shore A 60 hardness

+ Compliance

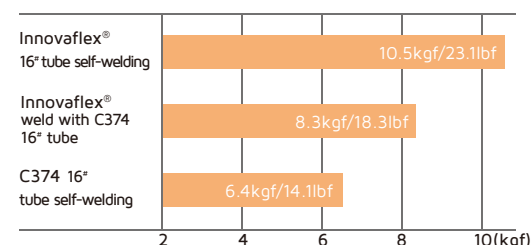
- ISO 10993-3, 4, 5, 6, 11
- USP 87/88 Class VI
- ADCF
- FDA DMF III
- USP665/BPOG Extractables studies
- FDA 21CFR 177.2600
- USP 788,85,643
- USP 661

FDA, USP, ISO10993
Pharmaceutical Grade

Innovaflex is aseptically weldable thermoplastic elastomer tubing specially developed for biopharmaceutical applications. In addition to having a much longer service life than the silicone tubing, the selection of raw materials is safe and validated, completely free of silicone oil or animal derived ingredients, and produced in an ISO Class VI plastics tests and is non-cytotoxic. Innovaflex has been thoroughly tested and offers exceptional performance over a wide range of working conditions and usage models.

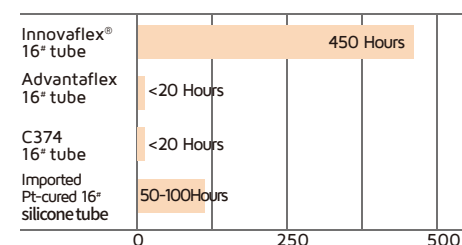
Innovaflex is certified animal component free and has been extensively tested in accordance with numerous USP and ISO 10993 standards. It meets the requirements as specified in the current USP Class VI plastics tests and is non-cytotoxic. Innovaflex has been thoroughly tested and offers exceptional performance over a wide range of working conditions and usage models.

Innovaflex® Welding Strength Test Results



Five standard size 16 tubes were used, sterilized by 25kGy irradiation, and after homogeneous or heterogeneous welding using a GE STF-IRC welding machine, the tensile strength at break n=5 was tested and averaged.

Innovaflex® Peristaltic Pump Life Test



Using 16# standard size pump tube, back pressure 1.5Bar, pumping purified water, running in four-roller peristaltic pump head at room temperature with 600 rpm until the pump tube rupture or flow rate drops to 30% of the initial value.

+ Innovaflex® Typical Physical Properties

Physical Properties Table	Test Methods	Unit	Typical Value
Color	-		Colorless & transparent
Shore A hardness, 5sec	ASTM D 2240		60
Density	ASTM D 792		0.89
Operating temperature			-60°C to +130°C
Gas permeability			Medium
Water absorption			Low
Tensile strength at break	ASTM D 412	Mpa	6.5
Tensile elongation at break	ASTM D 412	%	650
Tear tensile strength	ASTM D1004-94	kN/m	55
Permanent compression set, 23°C/22hrs	ASTM D395-98-B	%	19
Peristaltic pump life	600rpm,no back pressure,17#Hose	Hrs	450
Sterilization method	125°C for 30 mins damp heat sterilization, ethylene oxide sterilization, irradiation (max 40kGy) sterilization		

+ Innovaflex® Inventoried Sizes*

*Other calibers, lengths or packing methods can be customized

Cat. No.	Model	ID		OD		Wall Thickness		Length Per Package		Minimum Bending Radius	RECO Working Pressure	RECO Vacuum Pressure
		(mm)	(inch)	(mm)	(inch)	(mm)	(inch)	(m)	(foot)			
XP40-202-0050-0150	Metric size	0.50		1.50		0.50		15.2	50	3mm		1.0bar
XP40-202-0079-0397	13#	0.79	1/32	3.97	5/32	1.59	1/16	15.2	50	3mm	1.5bar	1.0bar
XP40-202-0100-0200	Metric size	1.00		2.00		0.50		15.2	50	3mm		1.0bar
XP40-202-0150-0250	Metric size	1.50		2.50		0.50		15.2	50	3mm		1.0bar
XP40-202-0100-0300	Metric size	1.00		3.00		1.00		15.2	50	3mm	1.0bar	1.0bar
XP40-202-0159-0318		1.59	1/16	3.18	1/8	0.79	1/32	15.2	50	6mm	1.0bar	1.0bar
XP40-202-0159-0476	14#	1.59	1/16	4.76	3/16	1.59	1/16	15.2	50	6mm	1.5bar	1.0bar
XP40-202-0159-0635	119#	1.59	1/16	6.35	1/4	2.38	3/32	15.2	50			
XP40-202-0200-0400	Metric size	2.00		4.00		1.00		15.2	50	6mm		
XP40-202-0238-0556	19#	2.38	3/32	5.56	7/32	1.59	1/16	15.2	50	6mm	1.2bar	1.0bar
XP40-202-0300-0500	Metric size	3.00		5.00		1.00		15.2	50			
XP40-202-0318-0476		3.18	1/8	4.76	3/16	0.79	1/32	15.2	50	10mm	0.6bar	
XP40-202-0318-0635	16#	3.18	1/8	6.35	1/4	1.59	1/16	15.2	50	13mm	1.0bar	1.0bar
XP40-202-0318-0794	120#	3.18	1/8	7.94	5/16	2.38	3/32	15.2	50			
XP40-202-0397-0714		3.97	5/32	7.14	9/32	1.59	1/16	15.2	50			
XP40-202-0476-0794	25#	4.76	3/16	7.94	5/16	1.59	1/16	15.2	50	13mm	0.8bar	1.0bar
XP40-202-0476-0953	15#	4.76	3/16	9.53	3/8	2.38	3/32	15.2	50	10mm	1.0bar	1.0bar
XP40-202-0635-0953	17#	6.35	1/4	9.53	3/8	1.59	1/16	15.2	50	19mm	0.6bar	1.0bar
XP40-202-0635-1111	24#	6.35	1/4	11.11	7/16	2.38	3/32	15.2	50	16mm	0.8bar	
XP40-202-0635-1270	26#	6.34	1/4	12.70	1/2	3.18	1/8	15.2	50	16mm	1.0bar	
XP40-202-0794-1111	18#	7.94	5/16	11.11	7/16	1.59	1/16	15.2	50	32mm	0.5bar	1.0bar
XP40-202-0794-1270	35#	7.94	5/16	12.70	1/2	2.38	3/32	15.2	50	16mm	0.7bar	
XP40-202-0953-1270	96#	9.53	3/8	12.70	1/2	1.59	1/16	15.2	50	38mm	0.6bar	0.7bar
XP40-202-0953-1429	36#	9.53	3/8	14.29	9/16	2.38	3/32	15.2	50	25mm	0.8bar	1.0bar
XP40-202-0953-1588	73#	9.53	3/8	15.88	5/8	3.18	1/8	15.2	50	25mm	0.4bar	1.0bar
XP40-202-1111-1429		11.11	7/16	14.29	9/16	1.59	1/16	15.2	50			
XP40-202-1270-1588		12.70	1/2	15.88	5/8	1.59	1/16	15.2	50	76mm	0.3bar	
XP40-202-1270-1905	82#	12.70	1/2	19.05	3/4	3.18	1/8	15.2	50	38mm	0.6bar	1.0bar
XP40-202-1270-2223	88#	12.70	1/2	22.23	7/8	4.76	3/16	15.2	50			
XP40-202-1588-2064		15.88	5/8	20.64	13/16	2.38	3/32	15.2	50	76mm	0.4bar	
XP40-102-1588-2223	184#	15.88	5/8	22.23	7/8	3.18	1/8	7.62	25	64mm	0.5bar	1.0bar
XP40-102-1588-2540	89#	15.88	5/8	25.4	1	4.76	3/16	7.62	25			
XP40-102-1905-2540		19.05	3/4	25.4	1	3.18	1/8	7.62	25	64mm	0.5bar	0.7bar
XP40-102-1905-2858	191#	19.05	3/4	28.58	1-1/8	4.76	3/16	7.62	25			
XP40-102-1905-3175	91#	19.05	3/4	31.75	1-1/4	6.35	1/4	7.62	25			
XP40-102-2540-3175		25.40	1	31.75	1-1/4	3.18	1/8	7.62	25	127mm	0.3bar	
XP40-102-2540-3493	92#	25.40	1	34.93	1-3/8	4.76	3/16	7.62	25			0.9bar
XP40-102-2540-3810		25.40	1	38.10	1-1/2	6.35	1/4	7.62	25			

The recommended working pressure is the calculated value of the burst pressure measured by ASTM D1599 at a ratio of 1:4 at 23 degrees. For the detailed compatibility of Innovaflex® with various chemical solvents, please refer to "Innovaflex® Product Chemical Compatibility Information Sheet" or consult our sales staff.

+ Innovaflex® BK Opaque Pharmaceutical Tubing

The Innovaflex BK has been developed specifically for use in biopharmaceutical single-use systems enabling opaque in black to avoid light and UV influence in cell culture process. Combined with a special formula and produced and packaged in a NEBB certified ISO Class Level 7 clean room, Innovaflex has high purity and extremely low levels of particulates.



*Other calibers, lengths or packing methods can be customized

At the same time, advanced extrusion processes ensure that the product has a very smooth inner surface, which minimizes protein binding and ensures high purity of the finished product. Innovaflex BK is similar to Innovaflex and is able to be thermally welded via aseptic welding machine under the same operating conditions. A full extractables studies by the third-party lab in the United States is available upon request.

Adopt precision extrusion process, strictly control the dimensional tolerance, and can customize the cutting length. It can also be used for secondary treatment processes such as bonding buckles, shaping, coding, laser etching, etc., and customized production.

Cat. No.	Model	ID		OD		Wall Thickness		Per Package Length*	
		(mm)	(inch)	(mm)	(inch)	(mm)	(inch)	(m)	(foot)
XB40-202-0050-0150	Metric size	0.50		1.50		0.50		15.2	50
XB40-202-0079-0397	13#	0.79	1/32	3.97	5/32	1.59	1/16	15.2	50
XB40-202-0100-0200	Metric size	1.00		2.00		0.50		15.2	50
XB40-202-0150-0250	Metric size	1.50		2.50		0.50		15.2	50
XB40-202-0100-0300	Metric size	1.00		3.00		1.00		15.2	50
XB40-202-0159-0318		1.59	1/16	3.18	1/8	0.79	1/32	15.2	50
XB40-202-0159-0476	14#	1.59	1/16	4.76	3/16	1.59	1/16	15.2	50
XB40-202-0159-0635	119#	1.59	1/16	6.35	1/4	2.38	3/32	15.2	50
XB40-202-0200-0400	Metric size	2.00		4.00		1.00		15.2	50
XB40-202-0238-0556	19#	2.38	3/32	5.56	7/32	1.59	1/16	15.2	50
XB40-202-0300-0500	Metric size	3.00		5.00		1.00		15.2	50
XB40-202-0318-0476		3.18	1/8	4.76	3/16	0.79	1/32	15.2	50
XB40-202-0318-0635	16#	3.18	1/8	6.35	1/4	1.59	1/16	15.2	50
XB40-202-0318-0794	120#	3.18	1/8	7.94	5/16	2.38	3/32	15.2	50
XB40-202-0397-0714		3.97	5/32	7.14	9/32	1.59	1/16	15.2	50
XB40-202-0476-0794	25#	4.76	3/16	7.94	5/16	1.59	1/16	15.2	50
XB40-202-0476-0953	15#	4.76	3/16	9.53	3/8	2.38	3/32	15.2	50
XB40-202-0635-0953	17#	6.35	1/4	9.53	3/8	1.59	1/16	15.2	50
XB40-202-0635-1111	24#	6.35	1/4	11.11	7/16	2.38	3/32	15.2	50
XB40-202-0635-1270	26#	6.34	1/4	12.70	1/2	3.18	1/8	15.2	50
XB40-202-0794-1111	18#	7.94	5/16	11.11	7/16	1.59	1/16	15.2	50
XB40-202-0794-1270	35#	7.94	5/16	12.70	1/2	2.38	3/32	15.2	50
XB40-202-0953-1270	96#	9.53	3/8	12.70	1/2	1.59	1/16	15.2	50
XB40-202-0953-1429	36#	9.53	3/8	14.29	9/16	2.38	3/32	15.2	50
XB40-202-0953-1588	73#	9.53	3/8	15.88	5/8	3.18	1/8	15.2	50
XB40-202-1111-1429		11.11	7/16	14.29	9/16	1.59	1/16	15.2	50
XB40-202-1270-1588		12.70	1/2	15.88	5/8	1.59	1/16	15.2	50
XB40-202-1270-1905	82#	12.70	1/2	19.05	3/4	3.18	1/8	15.2	50
XB40-202-1270-2223	88#	12.70	1/2	22.23	7/8	4.76	3/16	15.2	50
XB40-202-1588-2064		15.88	5/8	20.64	13/16	2.38	3/32	15.2	50
XB40-202-1588-2223	184#	15.88	5/8	22.23	7/8	3.18	1/8	7.62	25
XB40-202-1588-2540	89#	15.88	5/8	25.4	1	4.76	3/16	7.62	25
XB40-202-1905-2540		19.05	3/4	25.4	1	3.18	1/8	7.62	25
XB40-202-1905-2858	191#	19.05	3/4	28.58	1-1/8	4.76	3/16	7.62	25
XB40-202-1905-3175	91#	19.05	3/4	31.75	1-1/4	6.35	1/4	7.62	25
XB40-202-2540-3175		25.40	1	31.75	1-1/4	3.18	1/8	7.62	25
XB40-202-2540-3493	92#	25.40	1	34.93	1-3/8	4.76	3/16	7.62	25
XB40-202-2540-3810		25.40	1	38.10	1-1/2	6.35	1/4	7.62	25

+ Innovaflex® BK Product Specification

Pharmaceutical grade Thermoplastic Elastomer tubing	
Feature	Thermoplastic elastomer tubing • Thermally weldable • Chemical resistance, resistant to dye, detergent, vinegar, etc. • Opaque in black, UV resistance • Clean room production and packing • Sterilizable
Caution	• Avoid high pressure
Material	• Thermoplastic elastomer
Operating temperature range	-40°C to +135C
Physical properties	Color Black Shore A Hardness ASTM D 2240 50A Density ASTM D792 1.14 g/cm3 Tensile Strength at Break ASTM D 412 9.7 MPa Tensile Elongation ASTM D 412 1000 % Tear Strength ASTM D 1004-94 45 kN/m Permanent Compression Set 70°C 22Hrs ASTM D 395 17%
Regulations and Certifications	FDA, ISO 10993, USP, RoHS, REACH
Sterilization	121 °C 30 minutes steam sterilization single pass ETO ethylene oxide sterilized single-shot 25kGy irradiation sterilization single time
Gas permeability	CO ₂ : 1200 Gas volume [cm ³] x wall thickness [mm] x 10 ⁻¹⁰ O ₂ : 200 Inner Diameter Sectional Area [cm ²] x Time [sec] N ₂ : 80 x Pressure drop along pipe wall [cm Hg]
Odor Toxicity	none none
Theoretical service life	at 0 bar life 200 hrs at 0.7 bar 90 hrs

+ Innovaflex® ADC Pharmaceutical Grade Tubing for ADC

- Longest service life of Innovaflex tubing material
- Excellent choice where purity and good chemical resistance are needed

Innovaflex ADC is a biopharmaceutical grade TPE tube with Shore A 85 hardness. Specifically for use in biopharmaceutical single-use systems using a specially formulated resin material. Combined with a special post-treatment process and produced and packaged in a NEBB certified ISO Class Level 7 clean room, the product has high purity and extremely low levels of particulates. At the same time, advanced extrusion processes ensure that the product has a very smooth inner surface, which minimizes protein binding and ensures high purity of the finished product. The unique property of Innovaflex ADC is its chemical resistance against DMSO and DMF aggressive solvents and it is particularly suitable for use in ADC application. A full extractables studies by the third-party lab in the United States is available upon request.

Adopt precision extrusion process, strictly control the dimensional tolerance, and can customize the cutting length. It can also be used for secondary treatment processes such as bonding buckles, shaping, coding, laser etching, etc., and customized production.

*Other calibers, lengths or packing methods can be customized

Cat. No.	Model	ID		OD		Wall Thickness		Per Package Length*	
		(mm)	(inch)	(mm)	(inch)	(mm)	(inch)	(m)	(foot)
XA50-202-0050-0150	Metric size	0.50		1.50		0.50		15.2	50
XA50-202-0079-0397	13#	0.79	1/32	3.97	5/32	1.59	1/16	15.2	50
XA50-202-0100-0200	Metric size	1.00		2.00		0.50		15.2	50
XA50-202-0150-0250	Metric size	1.50		2.50		0.50		15.2	50
XA50-202-0100-0300	Metric size	1.00		3.00		1.00		15.2	50
XA50-202-0159-0318		1.59	1/16	3.18	1/8	0.79	1/32	15.2	50
XA50-202-0159-0476	14#	1.59	1/16	4.76	3/16	1.59	1/16	15.2	50
XA50-202-0159-0635	119#	1.59	1/16	6.35	1/4	2.38	3/32	15.2	50
XA50-202-0200-0400	Metric size	2.00		4.00		1.00		15.2	50
XA50-202-0238-0556	19#	2.38	3/32	5.56	7/32	1.59	1/16	15.2	50
XA50-202-0300-0500	Metric size	3.00		5.00		1.00		15.2	50
XA50-202-0318-0476		3.18	1/8	4.76	3/16	0.79	1/32	15.2	50
XA50-202-0318-0635	16#	3.18	1/8	6.35	1/4	1.59	1/16	15.2	50
XA50-202-0318-0794	120#	3.18	1/8	7.94	5/16	2.38	3/32	15.2	50
XA50-202-0397-0714		3.97	5/32	7.14	9/32	1.59	1/16	15.2	50
XA50-202-0476-0794	25#	4.76	3/16	7.94	5/16	1.59	1/16	15.2	50
XA50-202-0476-0953	15#	4.76	3/16	9.53	3/8	2.38	3/32	15.2	50
XA50-202-0635-0953	17#	6.35	1/4	9.53	3/8	1.59	1/16	15.2	50
XA50-202-0635-1111	24#	6.35	1/4	11.11	7/16	2.38	3/32	15.2	50
XA50-202-0635-1270	26#	6.34	1/4	12.70	1/2	3.18	1/8	15.2	50
XA50-202-0794-1111	18#	7.94	5/16	11.11	7/16	1.59	1/16	15.2	50
XA50-202-0794-1270	35#	7.94	5/16	12.70	1/2	2.38	3/32	15.2	50
XA50-202-0953-1270	96#	9.53	3/8	12.70	1/2	1.59	1/16	15.2	50
XA50-202-0953-1429	36#	9.53	3/8	14.29	9/16	2.38	3/32	15.2	50
XA50-202-0953-1588	73#	9.53	3/8	15.88	5/8	3.18	1/8	15.2	50
XA50-202-1111-1429		11.11	7/16	14.29	9/16	1.59	1/16	15.2	50
XA50-202-1270-1588		12.70	1/2	15.88	5/8	1.59	1/16	15.2	50
XA50-202-1270-1905	82#	12.70	1/2	19.05	3/4	3.18	1/8	15.2	50
XA50-202-1270-2223	88#	12.70	1/2	22.23	7/8	4.76	3/16	15.2	50
XA50-202-1588-2064		15.88	5/8	20.64	13/16	2.38	3/32	15.2	50
XA50-202-1588-2223	184#	15.88	5/8	22.23	7/8	3.18	1/8	7.62	25
XA50-202-1588-2540	89#	15.88	5/8	25.4	1	4.76	3/16	7.62	25
XA50-202-1905-2540		19.05	3/4	25.4	1	3.18	1/8	7.62	25
XA50-202-1905-2858	191#	19.05	3/4	28.58	1-1/8	4.76	3/16	7.62	25
XA50-202-1905-3175	91#	19.05	3/4	31.75	1-1/4	6.35	1/4	7.62	25
XA50-202-2540-3175		25.40	1	31.75	1-1/4	3.18	1/8	7.62	25
XA50-202-2540-3493	92#	25.40	1	34.93	1-3/8	4.76	3/16	7.62	25
XA50-202-2540-3810		25.40	1	38.10	1-1/2	6.35	1/4	7.62	25

+ Innovaflex® ADC Product Specification

Pharmaceutical grade tubing for ADC application	
Feature	Thermoplastic elastomer tubing • Suitable for use with DMSO and DMF solvents • Chemical resistance, resistant to dye, detergent, vinegar, etc. • Smooth inner wall with low spalling • Clean room production and packing • Sterilizable
Caution	• Avoid high pressure
Material	• Thermoplastic elastomer
Operating temperature range	-40°C to +135C
Physical properties	Color Colorless & transparent Shore A Hardness ASTM D 2240 85A Density ASTM D792 0.89 g/cm3 Tensile Strength at Break ASTM D 412 8.5 MPa Tensile Elongation ASTM D 412 1000 % Tear Strength ASTM D 1004-94 38 kN/m Permanent Compression Set 23°C 22Hrs ASTM D 395 17%
Regulations and Certifications	FDA, ISO 10993, USP, RoHS, REACH
Sterilization	121 °C 30 minutes steam sterilization single time ETO ethylene oxide sterilized single time 25kGy irradiation sterilization single time
Gas permeability	CO ₂ : 1200 Gas volume [cm ³] x wall thickness [mm] x 10 ⁻¹⁰ O ₂ : 200 Inner Diameter Sectional Area [cm ²] x Time [sec] N ₂ : 80 x Pressure drop along pipe wall [cm Hg]
Odor Toxicity	none none
Theoretical service life	at 0 bar life at 0.7 bar

+ Innovasil® P 50

FDA DMF III Registration No. 037209
Biopharmaceutical Platinum-cured Silicone Tubing



Platinum cured high-purity silicone tubing is designed with a special formula to have a good service life and excellent flow stability in the peristaltic pump. At the same time, a special post-treatment process is adopted to reduce the leachate to an extremely low level, and it has a complete validation report and extractables studies, which is especially suitable for use in biopharmaceutical up and down stream process.

Pharmaceutical Grade

Innovasil® P 50 is specially developed for use in single-use systems for biopharmaceuticals. It is platinum cured and uses high-purity silicone raw materials, with a special post-treatment process, and is produced and packaged in an ISO Class 7 clean room certified by NEBB, so that the product has high purity and extremely low level of leachables. At the same time, the advanced technology ensures that the product has a very smooth inner surface, which

minimizes protein binding and ensures high purity of the finished products. A special post-treatment is applied to all products to ensure minimum leachables and D4, D5, D6 impurity. Each roll of tubing is laser etched on the surface for lot tracing and each batch of raw materials and production process are fully recorded and traced. A full extractables studies by the third-party lab in the United States is available upon request.

+ Features

- Suitable for use with peristaltic pumps
- Low protein binding
- Low leachable levels
- ISO class 7 clean room production
- Controlled D4, D5, D6 levels
- Full extractables studies
- No animal origin, no pyrogens
- Custom sizes and pack lengths available

+ Regulations & Certifications

- ISO 10993-3, 4, 5, 10, 11
- USP 87/88 Class VI
- ADCF
- FDA DMF III
- USP665/BPOG Extractables Research
- FDA 21CFR 177.2600
- USP 788,85,643,71
- EP 3.1.9
- USP 381, 661

+ Application

- Peristaltic pump application in pharmaceutical production process
- Disposable System Fluid Transfer
- Aseptic filling
- Vaccine production
- Buffer transfer
- Cell culture
- Cell collection
- Filtration and purification

+ Innovasil® P 50 Typical Physical Properties

Physical Properties Table	Test Methods	Unit	Typical Value
Color	-		Colorless & transparent
Shore A hardness, 5sec	ASTM D 2240		50
Density	ASTM D 792		1.13
Operating temperature			-60°C to +200°C
Gas permeability			High
Water absorption			Low
Tensile strength at break	ASTM D 412	Mpa	9.6
Tensile elongation at break	ASTM D 412	%	630
Tear tensile strength	ASTM D1004-94	kN/m	55
Permanent compression set, 23°C.22hrs	ASTM D395-98-B	%	8.5
Peristaltic pump life	600rpm,no back pressure,17#Hose	Hrs	120
Sterilization method	125°C for 30 mins damp heat sterilization, ethylene oxide sterilization, irradiation (max 40kGy) sterilization		

+ Innovasil® P 50 Inventoried Sizes*

*Other calibers, lengths or packing methods can be customized

Cat. No.	Model	ID		OD		Wall Thickness		Length Per Package (m)	Minimum Bending Radius	RECO Working Pressure	RECO Vacuum Pressure
		(mm)	(inch)	(mm)	(inch)	(mm)	(inch)				
SP29-202-0051-0368	112#	0.51	1/50	3.68		1.59	1/16	15.2	50	3mm	1.0bar
SP29-202-0079-0397	13#	0.79	1/32	3.97	5/32	1.59	1/16	15.2	50	3mm	1.5bar
SP29-202-0100-0200	Metric size	1.00		2.00		0.50		15.2	50	3mm	1.0bar
SP29-202-0150-0250	Metric size	1.50		2.50		0.50		15.2	50	3mm	1.0bar
SP29-202-0100-0300	Metric size	1.00		3.00		1.00		15.2	50	3mm	1.0bar
SP29-202-0159-0318		1.59	1/16	3.18	1/8	0.79	1/32	15.2	50	6mm	1.0bar
SP29-202-0159-0476	14#	1.59	1/16	4.76	3/16	1.59	1/16	15.2	50	6mm	1.5bar
SP29-202-0159-0635	119#	1.59	1/16	6.35	1/4	2.38	3/32	15.2	50		
SP29-202-0200-0400	Metric size	2.00		4.00		1.00		15.2	50	6mm	
SP29-202-0238-0556	19#	2.38	3/32	5.56	7/32	1.59	1/16	15.2	50	6mm	1.2bar
SP29-202-0300-0500	Metric size	3.00		5.00		1.00		15.2	50		
SP29-202-0318-0476		3.18	1/8	4.76	3/16	0.79	1/32	15.2	50	10mm	0.6bar
SP29-202-0318-0635	16#	3.18	1/8	6.35	1/4	1.59	1/16	15.2	50	13mm	1.0bar
SP29-202-0318-0794	120#	3.18	1/8	7.94	5/16	2.38	3/32	15.2	50		
SP29-202-0397-0714		3.97	5/32	7.14	9/32	1.59	1/16	15.2	50		
SP29-202-0476-0794	25#	4.76	3/16	7.94	5/16	1.59	1/16	15.2	50	13mm	0.8bar
SP29-202-0476-0953	15#	4.76	3/16	9.53	3/8	2.38	3/32	15.2	50	10mm	1.0bar
SP29-202-0635-0953	17#	6.35	1/4	9.53	3/8	1.59	1/16	15.2	50	19mm	0.6bar
SP29-202-0635-1111	24#	6.35	1/4	11.11	7/16	2.38	3/32	15.2	50	16mm	0.8bar
SP29-202-0635-1270	26#	6.34	1/4	12.70	1/2	3.18	1/8	15.2	50	16mm	1.0bar
SP29-202-0794-1111	18#	7.94	5/16	11.11	7/16	1.59	1/16	15.2	50	32mm	0.5bar
SP29-202-0794-1270	35#	7.94	5/16	12.70	1/2	2.38	3/32	15.2	50	16mm	0.7bar
SP29-202-0953-1270	96#	9.53	3/8	12.70	1/2	1.59	1/16	15.2	50	38mm	0.6bar
SP29-202-0953-1429	36#	9.53	3/8	14.29	9/16	2.38	3/32	15.2	50	25mm	0.8bar
SP29-202-0953-1588	73#	9.53	3/8	15.88	5/8	3.18	1/8	15.2	50	25mm	0.4bar
SP29-202-1111-1429		11.11	7/16	14.29	9/16	1.59	1/16	15.2	50		
SP29-202-1270-1588		12.70	1/2	15.88	5/8	1.59	1/16	15.2	50	76mm	0.3bar
SP29-202-1270-1905	82#	12.70	1/2	19.05	3/4	3.18	1/8	15.2	50	38mm	0.6bar
SP29-202-1270-2223	88#	12.70	1/2	22.23	7/8	4.76	3/16	15.2	50		
SP29-202-1588-2064		15.88	5/8	20.64	13/16	2.38	3/32	15.2	50	76mm	0.4bar
SP29-102-1588-2223	184#	15.88	5/8	22.23	7/8	3.18	1/8	7.62	25	64mm	0.5bar
SP29-102-1588-2540	89#	15.88	5/8	25.4	1	4.76	3/16	7.62	25		
SP29-102-1905-2540		19.05	3/4	25.4	1	3.18	1/8	7.62	25	64mm	0.5bar
SP29-102-1905-2858	191#	19.05	3/4	28.58	1-1/8	4.76	3/16	7.62	25		
SP29-102-1905-3175	91#	19.05	3/4	31.75	1-1/4	6.35	1/4	7.62	25		
SP29-102-2540-3175		25.40	1	31.75	1-1/4	3.18	1/8	7.62	25	127mm	0.3bar
SP29-102-2540-3493	92#	25.40	1	34.93	1-3/8	4.76	3/16	7.62	25		0.9bar
SP29-102-2540-3810		25.40	1	38.10	1-1/2	6.35	1/4	7.62	25		

*The recommended working pressure is the calculated value of the burst pressure measured by ASTM D1599 at a ratio of 1:4 at 23 degrees. For the detailed compatibility of Innovasil® P 50 with various chemical solvents, please refer to "Innovalene® Product Chemical Compatibility Information Sheet" or consult our sales staff

+ Innovasil® P 50 Ultra Peristaltic Pump Silicone Tubing

The Innovasil P 50 Ultra series has been developed specifically for use in biopharmaceutical single-use systems using a platinum curing system and high purity silicone rubber raw materials. Combined with a special post-treatment process and produced and packaged in a NEBB certified ISO Class Level 7 clean room, the product has high purity and extremely low levels of particulates. At the same time, advanced extrusion processes ensure that the product has a very smooth inner surface, which minimizes protein binding and ensures high purity of the finished product. A special post-treatment is applied to all products to ensure minimum leachables and D4, D5, D6 impurity. A full extractables studies by the third-party lab in the United States is available upon request.

The Ultra series is specially formulated to significantly increase the life of peristaltic pumps while maintaining flow stability.

Adopt precision extrusion process, strictly control the dimensional tolerance, and can customize the cutting length. It can also be used for secondary treatment processes such as bonding buckles, shaping, coding, laser etching, etc., and customized production.



*Other calibers, lengths or packing methods can be customized

Cat. No.	Model	ID		OD		Wall Thickness		Per Package Length*	
		(mm)	(inch)	(mm)	(inch)	(mm)	(inch)	(m)	(foot)
SPU29-202-0050-0150	Metric size	0.50		1.50		0.50		15.2	50
SPU29-202-0079-0397	13#	0.79	1/32	3.97	5/32	1.59	1/16	15.2	50
SPU29-202-0100-0200	Metric size	1.00		2.00		0.50		15.2	50
SPU29-202-0150-0250	Metric size	1.50		2.50		0.50		15.2	50
SPU29-202-0100-0300	Metric size	1.00		3.00		1.00		15.2	50
SPU29-202-0159-0318		1.59	1/16	3.18	1/8	0.79	1/32	15.2	50
SPU29-202-0159-0476	14#	1.59	1/16	4.76	3/16	1.59	1/16	15.2	50
SPU29-202-0159-0635	119#	1.59	1/16	6.35	1/4	2.38	3/32	15.2	50
SPU29-202-0200-0400	Metric size	2.00		4.00		1.00		15.2	50
SPU29-202-0238-0556	19#	2.38	3/32	5.56	7/32	1.59	1/16	15.2	50
SPU29-202-0300-0500	Metric size	3.00		5.00		1.00		15.2	50
SPU29-202-0318-0476		3.18	1/8	4.76	3/16	0.79	1/32	15.2	50
SPU29-202-0318-0635	16#	3.18	1/8	6.35	1/4	1.59	1/16	15.2	50
SPU29-202-0318-0794	120#	3.18	1/8	7.94	5/16	2.38	3/32	15.2	50
SPU29-202-0397-0714		3.97	5/32	7.14	9/32	1.59	1/16	15.2	50
SPU29-202-0476-0794	25#	4.76	3/16	7.94	5/16	1.59	1/16	15.2	50
SPU29-202-0476-0953	15#	4.76	3/16	9.53	3/8	2.38	3/32	15.2	50
SPU29-202-0635-0953	17#	6.35	1/4	9.53	3/8	1.59	1/16	15.2	50
SPU29-202-0635-1111	24#	6.35	1/4	11.11	7/16	2.38	3/32	15.2	50
SPU29-202-0635-1270	26#	6.34	1/4	12.70	1/2	3.18	1/8	15.2	50
SPU29-202-0794-1111	18#	7.94	5/16	11.11	7/16	1.59	1/16	15.2	50
SPU29-202-0794-1270	35#	7.94	5/16	12.70	1/2	2.38	3/32	15.2	50
SPU29-202-0953-1270	96#	9.53	3/8	12.70	1/2	1.59	1/16	15.2	50
SPU29-202-0953-1429	36#	9.53	3/8	14.29	9/16	2.38	3/32	15.2	50
SPU29-202-0953-1588	73#	9.53	3/8	15.88	5/8	3.18	1/8	15.2	50
SPU29-202-1111-1429		11.11	7/16	14.29	9/16	1.59	1/16	15.2	50
SPU29-202-1270-1588		12.70	1/2	15.88	5/8	1.59	1/16	15.2	50
SPU29-202-1270-1905	82#	12.70	1/2	19.05	3/4	3.18	1/8	15.2	50
SPU29-202-1270-2223	88#	12.70	1/2	22.23	7/8	4.76	3/16	15.2	50
SPU29-202-1588-2064		15.88	5/8	20.64	13/16	2.38	3/32	15.2	50
SPU29-102-1588-2223	184#	15.88	5/8	22.23	7/8	3.18	1/8	7.62	25
SPU29-102-1588-2540	89#	15.88	5/8	25.4	1	4.76	3/16	7.62	25
SPU29-102-1905-2540		19.05	3/4	25.4	1	3.18	1/8	7.62	25
SPU29-102-1905-2858	191#	19.05	3/4	28.58	1-1/8	4.76	3/16	7.62	25
SPU29-102-1905-3175	91#	19.05	3/4	31.75	1-1/4	6.35	1/4	7.62	25
SPU29-102-2540-3175		25.40	1	31.75	1-1/4	3.18	1/8	7.62	25
SPU29-102-2540-3493	92#	25.40	1	34.93	1-3/8	4.76	3/16	7.62	25
SPU29-102-2540-3810		25.40	1	38.10	1-1/2	6.35	1/4	7.62	25

+ Innovasil® P 50 Ultra Product Specification

Pharmaceutical grade peristaltic pump silicone tubing

Feature	Platinum cured silicone tubing		
	<ul style="list-style-type: none"> Suitable for use with peristaltic pumps Chemical resistance, resistant to dye, detergent, vinegar, etc. Smooth inner wall, low spalling Clean room production Sterilizable 		
Caution	• Avoid high pressure		
Material	• Platinum cured silicone		
Operating temperature range	-40°C to +200C		
Physical properties	Shore A Hardness ASTM D 2240	Color	Colorless & transparent
	Density ASTM D792	50A	1.14 g/cm ³
	Tensile Strength at Break ASTM D 412	9.7 MPa	
	Tensile Elongation ASTM D 412	1000 %	
	Tear Strength ASTM D 1004-94	45 kN/m	
	Permanent Compression Set 70°C 22Hrs ASTM D 395	17%	
Regulations and Certifications	FDA, ISO 10993, USP, RoHS, REACH		
Sterilization	121 °C 30 minutes steam sterilization single pass ETO ethylene oxide sterilized single-shot 25kGy irradiation sterilization single time		
Gas permeability	CO_2 : 25147 Gas volume [cm ³] x wall thickness [mm] x 10 ⁻¹⁰ O_2 : 4715 Inner Diameter Sectional Area [cm ²] x Time [sec] N_2 : 2284 x Pressure drop along pipe wall [cm Hg]		
Odor Toxicity	none		
Theoretical service life	at 0 bar life	200 hrs	
	at 0.7 bar	90 hrs	

+ Innovasil® P 65 Pharmaceutical Grade Silicone Tubing

- Longest service life of Innovasil tubing material
- Excellent choice where purity and good pumping performance is needed

The Innovasil P 65 series are a biopharmaceutical grade Pt-cured silicone tube with Shore A 65 hardness. Specifically for use in biopharmaceutical single-use systems using a platinum curing system and high purity silicone rubber raw materials. Combined with a special post-treatment process and produced and packaged in a NEBB certified ISO Class Level 7 clean room, the product has high purity and extremely low levels of particulates. At the same time, advanced extrusion processes ensure that the product has a very smooth inner surface, which minimizes protein binding and ensures high purity of the finished product. A special post-treatment is applied to all products to ensure minimum leachables and D4, D5, D6 impurity. A full extractables studies by the third-party lab in the United States is available upon request.

Adopt precision extrusion process, strictly control the dimensional tolerance, and can customize the cutting length. It can also be used for secondary treatment processes such as bonding buckles, shaping, coding, laser etching, etc., and customized production.

+ Innovasil® P 65 Product Specification

Pharmaceutical grade peristaltic pump silicone tubing

Feature	Platinum cured silicone tubing		
	<ul style="list-style-type: none"> Suitable for use with peristaltic pumps Chemical resistance, resistant to dye, detergent, vinegar, etc. Smooth inner wall with low spalling Clean production Sterilizable 		
Caution	• Avoid high pressure		
Material	• Platinum cured silicone		
Operating temperature range	-40°C to +200C		
Physical properties	Shore A Hardness ASTM D 2240	Color	Colorless & transparent
	Density ASTM D792	65A	1.15 g/cm ³
	Tensile Strength at Break ASTM D 412	9.7 MPa	
	Tensile Elongation ASTM D 412	1000 %	
	Tear Strength ASTM D 1004-94	45 kN/m	
	Permanent Compression Set 23°C 22Hrs ASTM D 395	17%	
Regulations and Certifications	FDA, ISO 10993, USP, RoHS, REACH		
Sterilization	121 °C 30 minutes steam sterilization single time ETO ethylene oxide sterilized single time 25kGy irradiation sterilization single time		
Gas permeability	CO_2 : 25147 Gas volume [cm ³] x wall thickness [mm] x 10 ⁻¹⁰ O_2 : 4715 Inner Diameter Sectional Area [cm ²] x Time [sec] N_2 : 2284 x Pressure drop along pipe wall [cm Hg]		
Odor Toxicity	none		
Theoretical service life	at 0 bar life	250 hrs	
	at 0.7 bar	130 hrs	

*Other calibers, lengths or packing methods can be customized

Cat. No.	Model	ID		OD		Wall Thickness		Per Package Length*	
		(mm)	(inch)	(mm)	(inch)	(mm)	(inch)	(m)	(foot)
SP59-202-0050-0150	Metric size	0.50		1.50		0.50		15.2	50
SP59-202-0079-0397	13#	0.79	1/32	3.97	5/32	1.59	1/16	15.2	50
SP59-202-0100-0200	Metric size	1.00		2.00		0.50		15.2	50
SP59-202-0150-0250	Metric size	1.50		2.50		0.50		15.2	50
SP59-202-0100-0300	Metric size	1.00		3.00		1.00		15.2	50
SP59-202-0159-0318		1.59	1/16	3.18	1/8	0.79	1/32	15.2	50
SP59-202-0159-0476	14#	1.59	1/16	4.76	3/16	1.59	1/16	15.2	50
SP59-202-0159-0635	119#	1.59	1/16	6.35	1/4	2.38	3/32	15.2	50
SP59-202-0200-0400	Metric size	2.00		4.00		1.00		15.2	50
SP59-202-0238-0556	19#	2.38	3/32	5.56	7/32	1.59	1/16	15.2	50
SP59-202-0300-0500	Metric size	3.00		5.00		1.00		15.2	50
SP59-202-0318-0476		3.18	1/8	4.76	3/16	0.79	1/32	15.2	50
SP59-202-0318-0635	16#	3.18	1/8	6.35	1/4	1.59	1/16	15.2	50
SP59-202-0318-0794	120#	3.18	1/8	7.94	5/16	2.38	3/32	15.2	50
SP59-202-0397-0714		3.97	5/32	7.14	9/32	1.59	1/16	15.2	50
SP59-202-0476-0794	25#	4.76	3/16	7.94	5/16	1.59	1/16	15.2	50
SP59-202-0476-0953	15#	4.76	3/16	9.53	3/8	2.38	3/32	15.2	50
SP59-202-0635-0953	17#	6.35	1/4	9.53	3/8	1.59	1/16	15.2	50
SP59-202-0635-1111	24#	6.35	1/4	11.11	7/16	2.38	3/32	15.2	50
SP59-202-0635-1270	26#	6.34	1/4	12.70	1/2	3.18	1/8	15.2	50
SP59-202-0794-1111	18#	7.94	5/16	11.11	7/16	1.59	1/16	15.2	50
SP59-202-0794-1270	35#	7.94	5/16	12.70	1/2	2.38	3/32	15.2	50
SP59-202-0953-1270	96#	9.53	3/8	12.70	1/2	1.59	1/16	15.2	50
SP59-202-0953-1429	36#	9.53	3/8	14.29	9/16	2.38	3/32	15.2	50
SP59-202-0953-1588	73#	9.53	3/8	15.88	5/8	3.18	1/8	15.2	50
SP59-202-1111-1429		11.11	7/16	14.29	9/16	1.59	1/16	15.2	50
SP59-202-1270-1588		12.70	1/2	15.88	5/8	1.59	1/16	15.2	50
SP59-202-1270-1905	82#	12.70	1/2	19.05	3/4	3.18	1/8	15.2	50
SP59-202-1270-2223	88#	12.70	1/2	22.23	7/8	4.76	3/16	15.2	50
SP59-202-1588-2064		15.88	5/8	20.64	13/16	2.38	3/32	15.2	50
SP59-102-1588-2223	184#	15.88	5/8	22.23	7/8	3.18	1/8	7.62	25
SP59-102-1588-2540	89#	15.88	5/8	25.4	1	4.76	3/16	7.62	25
SP59-102-1905-2540		19.05	3/4	25.4	1	3.18	1/8	7.62	25
SP59-102-1905-2858	191#	19.05	3/4	28.58	1-1/8	4.76	3/16	7.62	25
SP59-102-1905-3175	91#	19.05	3/4	31.75	1-1/4	6.35	1/4	7.62	25
SP59-102-2540-3175		25.40	1	31.75	1-1/4	3.18	1/8	7.62	25
SP59-102-2540-3493	92#	25.40	1	34.93	1-3/8	4.76	3/16	7.62	25
SP59-102-2540-3810		25.40	1	38.10	1-1/2	6.35	1/4	7.62	25

+ Innovaprene® P 60

Pharmaceutical Grade Peristaltic Pump Tubing*



Ultra-long peristaltic pump service life and meets FDA, USP Class VI, USP 87, ISO 10993 biocompatibility standards.

Biopharmaceutical grade peristaltic pump tubing

Pharmaceutical Grade

The P series has a low permanent compression deformation, which can ensure that the peristaltic pump can rebound to the original shape even if it is continuously squeezed during the long-term use of the peristaltic pump, ensuring the stability of the liquid transmission flow. At the same time, it adopts a specially developed formula that

complies with FDA USP Class VI, USP 87, ISO 10993 biocompatibility standards, has extremely high safety, and can be widely used in various high and low temperature environments (-60 degrees to 140 degrees), and in the field of manufacturing and production of biopharmaceutical products and cell culture process.

+ Features

- Long peristaltic pump life
- Stable flow reduces frequent calibration
- Biocompatibility
- Beige color, UV resistant
- Low gas permeability
- -60 degrees to 140 degrees use range
- Dual bags packaging, batch traceable
- Available in various metric and imperial sizes

+ Regulations & Certifications

- FDA 21CFR 177.2600
- USP 87
- USP Class VI
- ISO 10993
- ADCF

+ Application

- Peristaltic pumps in pharmaceutical production
- Disposable System Fluid Transfer
- Vaccine production
- Medium transfer
- Filtration and purification buffer transfer
- Analytical equipment
- Industrial and Medical uses
- Peristaltic Pump Applications

* For compliance information, please consult Innovaprene sales representative

+ Innovaprene® P 60 Typical Physical Properties

Physical Properties Table	Test Methods	Unit	Typical Value
Color	-		Beige
Shore A hardness, 5sec	ASTM D 2240		66
Density	ASTM D 792		0.97
Operating temperature		°C	-60°C to +140°C
UV resistance			Excellent
Gas permeability			Medium
Water absorption			Low
Tensile strength at break	ASTM D 412	Mpa	6.70
Tensile elongation at break	ASTM D 412	%	620
Tear tensile strength	ASTM D1004-94	kN/m	40
Permanent compression set, 70°C2hrs	ASTM D395-98-B	%	18
Embrittlement temperature	ASTM D 746	°C	-40

+ Innovaprene® P 60 Inventoried Sizes*

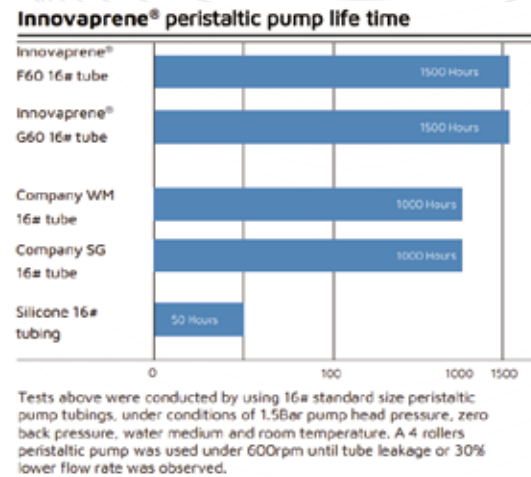
*Other calibers, lengths or packing methods can be customized

Cat. No.	Model	ID (mm) (inch)	OD (mm) (inch)	Wall Thickness (mm) (inch)	Length Per Package (m) (foot)	Minimum Bending Radius	RECO Working Pressure	RECO Vacuum Pressure
PP50-202-0050-0150	Metric size	0.50	1.50	0.50	15.2 50	2mm		1.0bar
PP50-202-0079-0397	13#	0.79 1/32	3.97 5/32	1.59 1/16	15.2 50	3mm	6.8bar	1.0bar
PP50-202-0100-0200	Metric size	1.00	2.00	0.50	15.2 50	3mm		1.0bar
PP50-202-0150-0250	Metric size	1.50	2.50	0.50	15.2 50	3mm		1.0bar
PP50-202-0100-0300	Metric size	1.00	3.00	1.00	15.2 50	6mm		1.0bar
PP50-202-0159-0318		1.59 1/16	3.18 1/8	0.79 1/32	15.2 50	6mm	2.1bar	1.0bar
PP50-202-0159-0476	14#	1.59 1/16	4.76 3/16	1.59 1/16	15.2 50	6mm	2.9bar	1.0bar
PP50-202-0159-0635	119#	1.59 1/16	6.35 1/4	2.38 3/32	15.2 50			
PP50-202-0200-0400	Metric size	2.00	4.00	1.00	15.2 50			
PP50-202-0238-0556	19#	2.38 3/32	5.56 7/32	1.59 1/16	15.2 50	6mm	2.5bar	1.0bar
PP50-202-0300-0500	Metric size	3.00	5.00	1.00	15.2 50			
PP50-202-0318-0476		3.18 1/8	4.76 3/16	0.79 1/32	15.2 50	12mm	1.1bar	0.8bar
PP50-202-0318-0635	16#	3.18 1/8	6.35 1/4	1.59 1/16	15.2 50	12mm	1.6bar	1.0bar
PP50-202-0318-0794	120#	3.18 1/8	7.94 5/16	2.38 3/32	15.2 50			
PP50-202-0397-0714		3.97 5/32	7.14 9/32	1.59 1/16	15.2 50			
PP50-202-0476-0794	25#	4.76 3/16	7.94 5/16	1.59 1/16	15.2 50	19mm	1.1bar	1.0bar
PP50-202-0476-0953	15#	4.76 3/16	9.53 3/8	2.38 3/32	15.2 50	12mm	1.6bar	1.0bar
PP50-202-0635-0953	17#	6.35 1/4	9.53 3/8	1.59 1/16	15.2 50	22mm	0.9bar	1.0bar
PP50-202-0635-1111	24#	6.35 1/4	11.11 7/16	2.38 3/32	15.2 50	19mm	1.3bar	1.0bar
PP50-202-0635-1270	26#	6.34 1/4	12.70 1/2	3.18 1/8	15.2 50	19mm	1.6bar	1.0bar
PP50-202-0794-1111	18#	7.94 5/16	11.11 7/16	1.59 1/16	15.2 50	32mm	0.9bar	0.7bar
PP50-202-0794-1270	35#	7.94 5/16	12.70 1/2	2.38 3/32	15.2 50	25mm	1.0bar	1.0bar
PP50-202-0953-1270	96#	9.53 3/8	12.70 1/2	1.59 1/16	15.2 50	35mm	0.6bar	0.5bar
PP50-202-0953-1429	36#	9.53 3/8	14.29 9/16	2.38 3/32	15.2 50	38mm	0.9bar	1.0bar
PP50-202-0953-1588	73#	9.53 3/8	15.88 5/8	3.18 1/8	15.2 50	29mm	1.1bar	1.0bar
PP50-202-1111-1429		11.11 7/16	14.29 9/16	1.59 1/16	15.2 50	57mm	0.5bar	0.2bar
PP50-202-1270-1588		12.70 1/2	15.88 5/8	1.59 1/16	15.2 50	76mm	0.5bar	0.5bar
PP50-202-1270-1905	82#	12.70 1/2	19.05 3/4	3.18 1/8	15.2 50	29mm	0.9bar	1.0bar
PP50-202-1270-2223	88#	12.70 1/2	22.23 7/8	4.76 3/16	15.2 50	80mm	1.3bar	1.2bar
PP50-202-1588-2064		15.88 5/8	20.64 13/16	2.38 3/32	15.2 50	83mm	0.6bar	0.3bar
PP50-102-1588-2223	184#	15.88 5/8	22.23 7/8	3.18 1/8	7.62 25	70mm	0.8bar	0.7bar
PP50-102-1588-2540	89#	15.88 5/8	25.4 1	4.76 3/16	7.62 25			
PP50-102-1905-2540		19.05 3/4	25.4 1	3.18 1/8	7.62 25	89mm	0.6bar	0.5bar
PP50-102-1905-2858	191#	19.05 3/4	28.58 1-1/8	4.76 3/16	7.62 25			
PP50-102-1905-3175	91#	19.05 3/4	31.75 1-1/4	6.35 1/4	7.62 25			
PP50-102-2540-3175		25.40 1	31.75 1-1/4	3.18 1/8	7.62 25	127mm	0.5bar	0.2bar
PP50-102-2540-3493	92#	25.40 1	34.93 1-3/8	4.76 3/16	7.62 25			
PP50-102-2540-3810		25.40 1	38.10 1-1/2	6.35 1/4	7.62 25			

*The recommended working pressure is the calculated value of the burst pressure measured by ASTM D1599 at a ratio of 1:4 at 23 degrees. For the detailed compatibility of Innovaprene™ P 60 with various chemical solvents, please refer to "Innovaprene® Product Chemical Compatibility Information Sheet" or consult our sales staff

+ Innovaprene® P 60 S Peristaltic Pump Tubing

Innovaprene S serie pump tubing specializes for low spallation in pump use. Due to continuous shear, extrusion and wear, a small amount of pump tube material debris is shed from the tube wall. These debris accumulate over time and can be mixed into the transport medium, posing a potential contamination risk. For the quality management of the purity of the transmission medium, it will require a certain degree of control of the inner wall stripping of the peristaltic pump tubing.



The Innovaprene P60 series peristaltic pump tubes with the "S" extension are specially formulated to improve the wear resistance of the material and the peel resistance of small molecules, which greatly improves the level of inner wall peel caused by the use of the peristaltic pump for a long time. The peristaltic pump tube at various hardness levels, in addition to having a long peristaltic pump service life, improves the risk of potential contamination of the transmission medium.

Adopt precision extrusion process, strictly control the dimensional tolerance, and can customize the cutting length. It can also be used for secondary treatment processes such as bonding stoppers, flaring, marking, laser etching, etc., and customized production.

+ Innovaprene® P 60 S Product Specification

Pharmaceutical grade peristaltic pump tubing

Feature	Very low amount of inner wall spalling • Steady flow • Chemical resistance, resistant to dye, detergent, vinegar, etc. • UV resistant and opaque • -60 degrees to 140 degrees temperature range • Comply with ROHS and REACH standards
Caution	• Avoid high temperature • Avoid back pressure
Material	• Thermoplastic elastomer
Operating temperature range	-60 °C to +140°C
Physical properties	Color: Beige Shore A Hardness ASTM D 2240: 72A Density ASTM D792: 0.97 g/cm3 Tensile Strength at Break ASTM D 412: 7.80 MPa Tensile Elongation ASTM D 412: 650 % Tear Strength ASTM D 1004-94: 40KN/m Permanent Compression Set 70°C 22hrs ASTM D 395: 20%
Regulations and Certifications	FDA, USP 87, USP Class VI, ISO 10993, ADCF
Sterilization	121 °C 30 minutes steam sterilization single pass ETO ethylene oxide sterilized single-shot 25kGy irradiation sterilization single time
Gas permeability	CO ₂ : 1100 Gas volume [cm ³] x wall thickness [mm] x 10 ⁻¹⁰ O ₂ : 180 Inner Diameter Sectional Area [cm ²] x Time [sec] N ₂ : 70 x Pressure drop along pipe wall [cm Hg]
Odor Toxicity	none none
Theoretical service life	at 0 bar life: 1000 hrs at 0.7 bar: 500 hrs

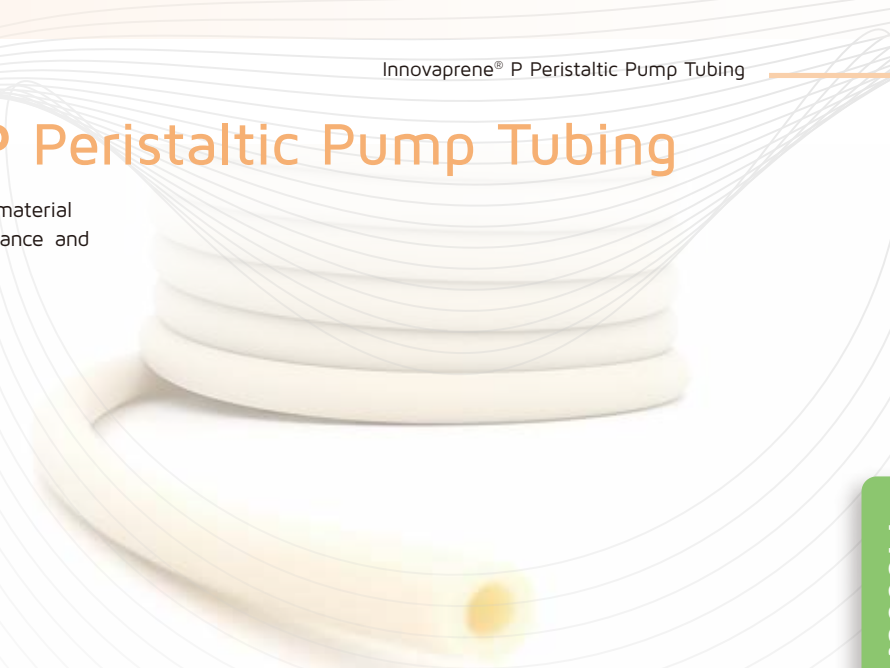
*Other calibers, lengths or packing methods can be customized

+ Innovaprene® HP Peristaltic Pump Tubing

- Longest service life of Innovaprene tubing material
- Excellent choice where high pressure resistance and good chemical resistance is needed

Innovaprene HP is a peristaltic pump tubing with Shore A 75 hardness, which has the characteristics of working under 4 bar pressure and is suitable for high-speed canning and transmission

The tubing can be further post treated to enable flare ends, assembled with stoppers, so that it is easy to connect with other fluid pipelines.



*Other calibers, lengths or packing methods can be customized

Note

For detailed compatibility with various chemical solvents, please refer to "Innovaprene® Product Chemical Compatibility Information Sheet" or consult our sales personnel.

+ Innovaprene® HP Product Specification

Industrial & Pharmaceutical Grade Peristaltic Pump Tubing

Feature	High-pressure resistant peristaltic pump tubing is suitable for high-flow, high-pressure transmission peristaltic pumps • Withstand 4bar working pressure • Chemical resistance, resistant to dye, detergent, vinegar, etc. • UV resistant and opaque • -60 degrees to 140 degrees temperature range • RoHS and REACH compliant
Caution	• Avoid high rpm
Material	• Thermoplastic elastomer
Operating temperature range	-60 °C to +140°C
Physical properties	Color: Beige Shore A Hardness ASTM D 2240: 75A Density ASTM D792: 0.97 g/cm3 Tensile Strength at Break ASTM D 412: 8.80 MPa Tensile Elongation ASTM D 412: 500 % Tear Strength ASTM D 1004-94: 248% Permanent Compression Set 70°C 22hrs ASTM D 395: 248%
Regulations and Certifications	RoHS, REACH
Sterilization	121 °C 30 minutes steam sterilization single pass ETO ethylene oxide sterilized single-shot 25kGy irradiation sterilization single time
Gas permeability	CO ₂ : 1000 Gas volume [cm ³] x wall thickness [mm] x 10 ⁻¹⁰ O ₂ : 170 Inner Diameter Sectional Area [cm ²] x Time [sec] N ₂ : 60 x Pressure drop along pipe wall [cm Hg]
Odor Toxicity	none none
Theoretical service life	at 0 bar life: 800 hrs at 4 bar: 100 hrs

Cat. No.	Model	ID (mm) (inch)	OD (mm) (inch)	Wall Thickness (mm) (inch)	Per Package Length* (m) (foot)
PWH60-201-0050-0150	Metric size	0.50	1.50	0.50	15.2 50
PWH60-201-0079-0397	13#	0.79 1/32	3.97 5/32	1.59 1/16	15.2 50
PWH60-201-0100-0200	Metric size	1.00	2.00	0.50	15.2 50
PWH60-201-0150-0250	Metric size	1.50	2.50	0.50	15.2 50
PWH60-201-0100-0300	Metric size	1.00	3.00	1.00	15.2 50
PWH60-201-0159-0318		1.59 1/16	3.18 1/8	0.79 1/32	15.2 50
PWH60-201-0159-0476	14#	1.59 1/16	4.76 3/16	1.59 1/16	15.2 50
PWH60-201-0159-0635	119#	1.59 1/16	6.35 1/4	2.38 3/32	15.2 50
PWH60-201-0200-0400	Metric size	2.00	4.00	1.00	15.2 50
PWH60-201-0238-0556	19#	2.38 3/32	5.56 7/32	1.59 1/16	15.2 50
PWH60-201-0300-0500	Metric size	3.00	5.00	1.00	15.2 50
PWH60-201-0318-0476		3.18 1/8	4.76 3/16	0.79 1/32	15.2 50
PWH60-201-0318-0635	16#	3.18 1/8	6.35 1/4	1.59 1/16	15.2 50
PWH60-201-0318-0794	120#	3.18 1/8	7.94 5/16	2.38 3/32	15.2 50
PWH60-201-0397-0714		3.97 5/32	7.14 9/32	1.59 1/16	15.2 50
PWH60-201-0476-0794	25#	4.76 3/16	7.94 5/16	1.59 1/16	15.2 50
PWH60-201-0476-0953	15#	4.76 3/16	9.53 3/8	2.38 3/32	15.2 50
PWH60-201-0635-0953	17#	6.35 1/4	9.53 3/8	1.59 1/16	15.2 50
PWH60-201-0635-1111	24#	6.35 1/4	11.11 7/16	2.38 3/32	15.2 50
PWH60-201-0635-1270	26#	6.34 1/4	12.70 1/2	3.18 1/8	15.2 50
PWH60-201-0794-1111	18#	7.94 5/16	11.11 7/16	1.59 1/16	15.2 50
PWH60-201-0794-1270	35#	7.94 5/16	12.70 1/2	2.38 3/32	15.2 50
PWH60-201-0953-1270	96#	9.53 3/8	12.70 1/2	1.59 1/16	15.2 50
PWH60-201-0953-1429	36#	9.53 3/8	14.29 9/16	2.38 3/32	15.2 50
PWH60-201-0953-1588	73#	9.53 3/8	15.88 5/8	3.18 1/8	15.2 50
PWH60-201-1111-1429		11.11 7/16	14.29 9/16	1.59 1/16	15.2 50
PWH60-201-1270-1588		12.70 1/2	15.88 5/8	1.59 1/16	15.2 50
PWH60-201-1270-1905	82#	12.70 1/2	19.05 3/4	3.18 1/8	15.2 50
PWH60-201-1270-2223	88#	12.70 1/2	22.23 7/8	4.76 3/16	15.2 50
PWH60-201-1588-2064		15.88 5/8	20.64 13/16	2.38 3/32	15.2 50
PWH60-101-1588-2223	184#	15.88 5/8	22.23 7/8	3.18 1/8	7.62 25
PWH60-101-1588-2540	89#	15.88 5/8	25.4 1	4.76 3/16	7.62 25
PWH60-101-1905-2540		19.05 3/4	25.4 1	3.18 1/8	7.62 25
PWH60-101-1905-2858	191#	19.05 3/4	28.58 1-1/8	4.76 3/16	7.62 25
PWH60-101-1905-3175	91#	19.05 3/4	31.75 1-1/4	6.35 1/4	7.62 25
PWH60-101-2540-3175		25.40 1	31.75 1-1/4	3.18 1/8	7.62 25
PWH60-101-2540-3493	92#	25.40 1	34.93 1-3/8	4.76 3/16	7.62 25
PWH60-101-2540-3810		25.40 1	38.10 1-1/2	6.35 1/4	7.62 25

+ Innovalloy® P 60

Pharmaceutical Grade Bi-layer Peristaltic Pump Tubing



The special structural tubing is designed for the transmission of various chemical reagents ensures good resistance to various corrosive liquids, and is particularly suitable for the transmission of acids, alkalis, ketones, and alcohols.

Comply with USP, ISO 10993 requirements

Pharmaceutical Grade

The Innovalloy P 60 series has a low permanent compression deformation, which guarantees that it can bounce back to the initial form even under continuous extrusion during prolonged peristaltic pump use, ensuring the stability of the liquid transfer flow. At the same time, the bi-layer structure, the special corrosion-resistant inner material ensures the

good resistance to strong acids, strong alkalis and most organic solvents, and can be widely used in high and low temperature environments (-50 degrees to 80 degrees), organic acid and alkali solution transportation, laboratory, medical and pharmaceutical applications.

+ Features

- Beige color
- Long peristaltic pump life
- Good chemical resistance
- Resistance to chemical swelling
- Plasticizer free
- Very low gas permeability
- Shore A 70 hardness
- Available in various metric and imperial sizes

+ Regulations & Certifications

- FDA 21CFR 177.2600
- ISO 10993
- RoHS
- REACH

+ Application

- Chemical Reagent Delivery
- Formulation delivery
- Laboratory chemical reagent transfer
- Buffer transfer
- Medium transfer
- Gas transfer line
- Corrosive liquid transfer lines

+ Innovalloy® P 60 Typical Physical Properties

Physical Properties Table	Test Methods	Unit	Typical Value
Color	-		Beige
Shore A hardness, 5sec	ASTM D 2240		70
Density	ASTM D 792		0.97
Operating temperature			-50°C to +80°C
UV resistance			Excellent
Gas permeability			Low
Water absorption			Low
Tensile strength at break	ASTM D 412	Mpa	7.2
Tensile elongation at break	ASTM D 412	%	420
Tear tensile strength	ASTM D1004-94	kN/m	22
Permanent compression set, 70°C22hrs	ASTM D395-98-B	%	25
Embrittlement temperature	ASTM D 746	°C	-60

+ Innovalloy® P 60 Inventoried Sizes*

*Other calibers, lengths or packing methods can be customized

Cat. No.	Model	ID		OD		Wall Thickness		Length Per Package ¹	Minimum Bending Radius	RECO Working Pressure	RECO Vacuum Pressure
		(mm)	(inch)	(mm)	(inch)	(mm)	(inch)				
A4PO-201-0050-0150	Metric size	0.50		1.50		0.50		15.2	50	2mm	1.0bar
A4PO-201-0079-0397	13#	0.79	1/32	3.97	5/32	1.59	1/16	15.2	50	3mm	6.8bar
A4PO-201-0100-0200	Metric size	1.00		2.00		0.50		15.2	50	3mm	1.0bar
A4PO-201-0150-0250	Metric size	1.50		2.50		0.50		15.2	50	3mm	1.0bar
A4PO-201-0100-0300	Metric size	1.00		3.00		1.00		15.2	50	6mm	1.0bar
A4PO-201-0159-0318		1.59	1/16	3.18	1/8	0.79	1/32	15.2	50	6mm	2.1bar
A4PO-201-0159-0476	14#	1.59	1/16	4.76	3/16	1.59	1/16	15.2	50	6mm	2.9bar
A4PO-201-0159-0635	119#	1.59	1/16	6.35	1/4	2.38	3/32	15.2	50		
A4PO-201-0200-0400	Metric size	2.00		4.00		1.00		15.2	50		
A4PO-201-0238-0556	19#	2.38	3/32	5.56	7/32	1.59	1/16	15.2	50	6mm	2.5bar
A4PO-201-0300-0500	Metric size	3.00		5.00		1.00		15.2	50		
A4PO-201-0318-0476		3.18	1/8	4.76	3/16	0.79	1/32	15.2	50	12mm	1.1bar
A4PO-201-0318-0635	16#	3.18	1/8	6.35	1/4	1.59	1/16	15.2	50	12mm	1.6bar
A4PO-201-0318-0794	120#	3.18	1/8	7.94	5/16	2.38	3/32	15.2	50		
A4PO-201-0397-0714		3.97	5/32	7.14	9/32	1.59	1/16	15.2	50		
A4PO-201-0476-0794	25#	4.76	3/16	7.94	5/16	1.59	1/16	15.2	50	19mm	1.1bar
A4PO-201-0476-0953	15#	4.76	3/16	9.53	3/8	2.38	3/32	15.2	50	12mm	1.6bar
A4PO-201-0635-0953	17#	6.35	1/4	9.53	3/8	1.59	1/16	15.2	50	22mm	0.9bar
A4PO-201-0635-1111	24#	6.35	1/4	11.11	7/16	2.38	3/32	15.2	50	19mm	1.3bar
A4PO-201-0635-1270	26#	6.34	1/4	12.70	1/2	3.18	1/8	15.2	50	19mm	1.6bar
A4PO-201-0794-1111	18#	7.94	5/16	11.11	7/16	1.59	1/16	15.2	50	32mm	0.9bar
A4PO-201-0794-1270	35#	7.94	5/16	12.70	1/2	2.38	3/32	15.2	50	25mm	1.0bar
A4PO-201-0953-1270	96#	9.53	3/8	12.70	1/2	1.59	1/16	15.2	50	35mm	0.6bar
A4PO-201-0953-1429	36#	9.53	3/8	14.29	9/16	2.38	3/32	15.2	50	38mm	0.9bar
A4PO-201-0953-1588	73#	9.53	3/8	15.88	5/8	3.18	1/8	15.2	50	29mm	1.1bar
A4PO-201-1111-1429		11.11	7/16	14.29	9/16	1.59	1/16	15.2	50	57mm	0.5bar
A4PO-201-1270-1588		12.70	1/2	15.88	5/8	1.59	1/16	15.2	50	76mm	0.5bar
A4PO-201-1270-1905	82#	12.70	1/2	19.05	3/4	3.18	1/8	15.2	50	29mm	0.9bar
A4PO-201-1270-2223	88#	12.70	1/2	22.23	7/8	4.76	3/16	15.2	50	80mm	1.3bar
A4PO-201-1588-2064		15.88	5/8	20.64	13/16	2.38	3/32	15.2	50	83mm	0.6bar
A4PO-101-1588-2223	184#	15.88	5/8	22.23	7/8	3.18	1/8	7.62	25	70mm	0.8bar
A4PO-101-1588-2540	89#	15.88	5/8	25.4	1	4.76	3/16	7.62	25		
A4PO-101-1905-2540		19.05	3/4	25.4	1	3.18	1/8	7.62	25	89mm	0.6bar
A4PO-101-1905-2858	191#	19.05	3/4	28.58	1-1/8	4.76	3/16	7.62	25		
A4PO-101-1905-3175	91#	19.05	3/4	31.75	1-1/4	6.35	1/4	7.62	25		
A4PO-101-2540-3175		25.40	1	31.75	1-1/4	3.18	1/8	7.62	25	127mm	0.5bar
A4PO-101-2540-3493	92#	25.40	1	34.93	1-3/8	4.76	3/16	7.62	25		
A4PO-101-2540-3810		25.40	1	38.10	1-1/2	6.35	1/4	7.62	25		

¹The recommended working pressure is the calculated value of the burst pressure measured by ASTM D1599 at a ratio of 1:4 at 23 degrees. For the detailed compatibility of Innovalloy® P 60 with various chemical solvents, please refer to "Innovalene® Product Chemical Compatibility Information Sheet" or consult our sales staff

+ Single use assembly

Fully Customized SUA Designs via LSR Integration Technology



From individual filling lines to complex processes such as cell culture and purification, we offer solutions to meet your process requirements. Single-use integrated products through pre-sterilization, closed systems eliminate cross-contamination between batches, reducing the need for extensive cleaning operations. Shorten the batch production cycle and save the verification cost, improve the production efficiency.

Pharmaceutical Grade

Innovapure SUA products through LSR overmolding technology can be seamlessly integrated between silicone tubing, filter, bags and other components through the LSR molding process and benefit from smooth flow path, uniform material, solid connection. Compared with traditional assembly methods by fittings and joints, it eliminates the risk of dead corner residual liquid caused by the use of the joint, and also eliminates the reduction of cell yield caused by the shear

from the sharp edge of the joint, and completely eliminates the potential leakage risk caused by the loosening of the joint, is a new generation of single-use system solution for biopharmaceutical uses. It is fully customized upon customers' requirement and can be delivered within short lead time.

+ Features

- Suitable for use with peristaltic pumps
- Avoid the use of joints and ties
- Eliminate risk of leakage
- Smooth flow path increases cell culture yield
- No dead ends and no liquid residual in the flow path
- Integrated and convenient to use by end users
- ISO class 7 clean room production and packing
- Fully customized production and pre-sterilizable

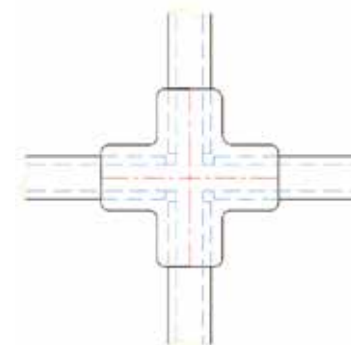
+ Compliance

- ISO 10993-3, 4, 5, 10, 11
- USP 87/88 Class VI
- ADF
- FDA DMF III
- USP665/BPOG Extractables studies
- FDA 21CFR 177.2600
- USP 788,85,643,71
- EP 3.1.9
- USP 381, 661

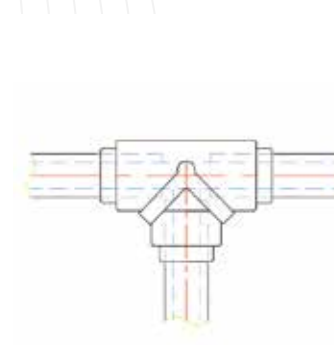
+ Optional Components

- Innovasil P 50/65 silicone tubing
- Innovaflex weldable TPE tubing
- Cross joint
- T shape joint
- Y shape joint
- L shape joint
- Straight connector
- TC flange, gasket, pressure sensor

+ Innovapure® Single Use Assembly Components



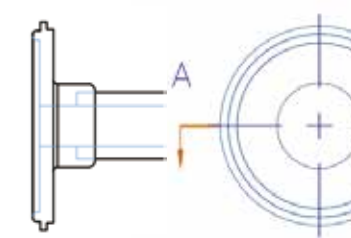
Cross Connection



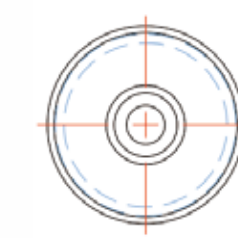
T-Joint



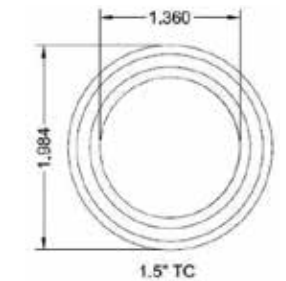
Straight Connection



TC 25/50 flange

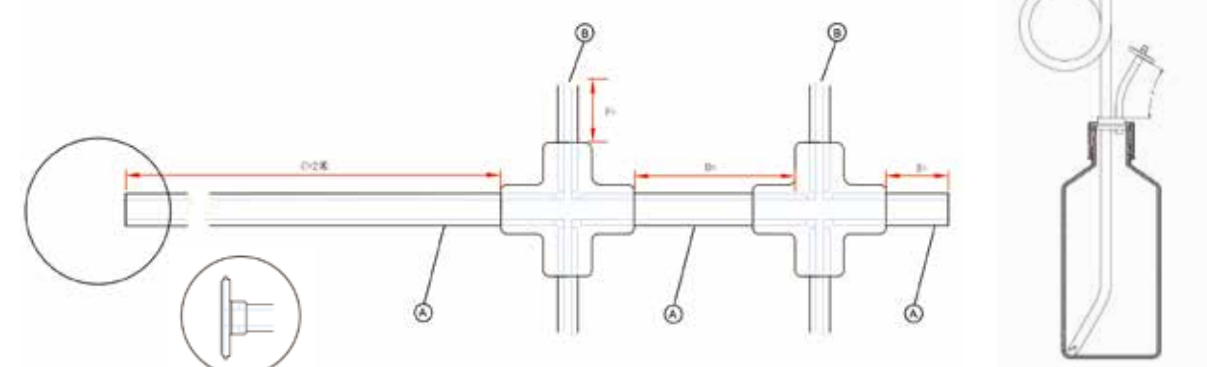


TC 25/50 Gasket



TC 25/50 Pressure Sensor Gasket

+ Innovapure® Single Use Assemblies



+ 1 Use confirmation

- Use requirements: hardness, pressure, size, tolerance, length, connection, peristaltic pump conditions, fluid media, other accessories, sterilization, packaging.
- Verification requirements: biocompatibility, integrity testing, insoluble particles, endotoxin, heat source, pressure resistance, sterilization level.

+ 2 Design Confirmation

- Sketches
- Drawing Confirmation
- Specification Confirmation
- Delivery Confirmation
- Quotation Confirmation
- Sample confirmation

+ 3 Custom production

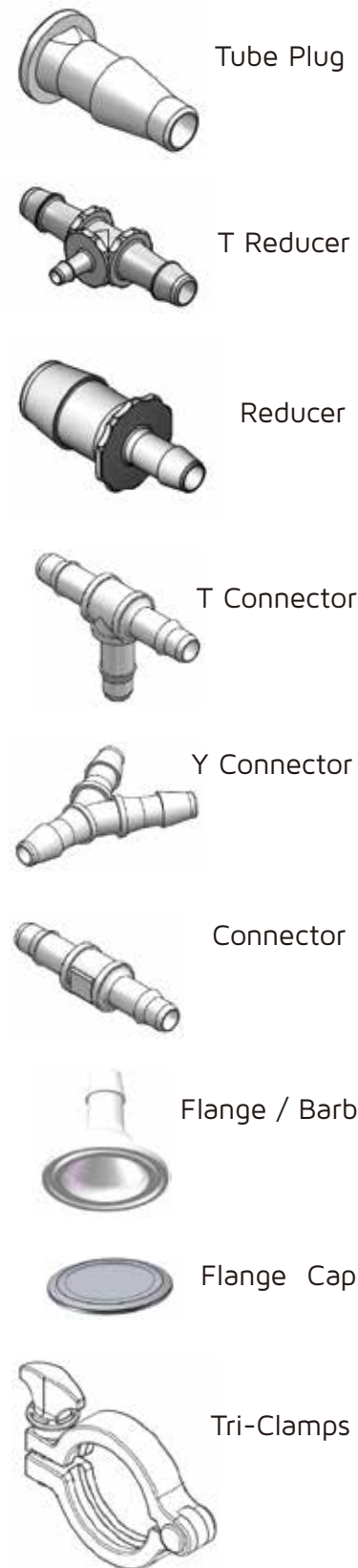
- Customized production
- Quality inspection
- Sterilization
- Shipment

For detailed compatibility with various chemical solvents, please refer to "Innovapure® Product Chemical Compatibility Information Sheet" or consult our sales personnel

+ Innovafit® Fluid System Accessories

+ Innovafit® Fittings, Clamps, Parts Specification

Innovafit				
Cat. No.	Parts Name	Material	Specification	Package
TPT500PP50	Innovafit Tube Plug	PP	1/2"	50 PCS
TPT375PP1X	Innovafit Tube Plug	PP	3/8"	100 PCS
TPT250PP1X	Innovafit Tube Plug	PP	1/4"	100 PCS
TPT125PP1X	Innovafit Tube Plug	PP	1/8"	100 PCS
TPRT382141PP1X	Innovafit T Reducer	PP	3/8"X2-1/4"X1"	100 PCS
TPRT382121PP50	Innovafit T Reducer	PP	3/8"X2-1/2"X1"	50 PCS
TPRT122381PP1X	Innovafit T Reducer	PP	1/2"X2-3/8"X1"	100 PCS
TPR375X500PP50	Innovafit Reducer	PP	3/8"X1/2"	50 PCS
TPR250X500PP50	Innovafit Reducer	PP	1/4"X1/2"	50 PCS
TPR250X375PP1X	Innovafit Reducer	PP	1/4"X3/8"	100 PCS
TPR125X250PP1X	Innovafit Reducer	PP	1/8"X1/4"	100 PCS
TPNY500PP50	Innovafit Y Connector	PP	1/2"	50 PCS
TPNY375PP1X	Innovafit Y Connector	PP	3/8"	100 PCS
TPNY250PP1X	Innovafit Y Connector	PP	1/4"	100 PCS
TPNY125PP1X	Innovafit Y Connector	PP	1/8"	100 PCS
TPNT500PP50	Innovafit T Connector	PP	1/2"	50 PCS
TPNT375PP1X	Innovafit T Connector	PP	3/8"	100 PCS
TPNT250PP1X	Innovafit T Connector	PP	1/4"	100 PCS
TPNT125PP1X	Innovafit T Connector	PP	1/8"	100 PCS
TPNS500PP50	Innovafit Connector	PP	1/2"	50 PCS
TPNS375PP1X	Innovafit Connector	PP	3/8"	100 PCS
TPNS250PP1X	Innovafit Connector	PP	1/4"	100 PCS
TPNS125PP1X	Innovafit Connector	PP	1/8"	100 PCS
TPFB50X750PP50	Innovafit Flange/Barb	PP	TC50X3/4"	50 PCS
TPFB50X500PP50	Innovafit Flange/Barb	PP	TC50X1/2"	50 PCS
TPFB50X375PP1X	Innovafit Flange/Barb	PP	TC50X3/8"	100 PCS
TPFB50X250PP1X	Innovafit Flange/Barb	PP	TC50X1/4"	100 PCS
TPFB50X100PP50	Innovafit Flange/Barb	PP	TC50X1"	50 PCS
TPFB25X750PP50	Innovafit Flange/Barb	PP	TC25X3/4"	50 PCS
TPFB25X500PP50	Innovafit Flange/Barb	PP	TC25X1/2"	50 PCS
TPFB25X375PP1X	Innovafit Flange/Barb	PP	TC25X3/8"	100 PCS
TPFB25X250PP1X	Innovafit Flange/Barb	PP	TC25X1/4"	100 PCS
TPFB25X125PP1X	Innovafit Flange/Barb	PP	TC25X1/8"	100 PCS
TPE50PP10	Innovafit Flange Cap	PP	TC50	10 PCS
TPE25PP10	Innovafit Flange Cap	PP	TC25	10 PCS
TPC50AF10	Innovafit Tri-Clamps	PA/GF	TC50	10 PCS
TPC25AF10	Innovafit Tri-Clamps	PA/GF	TC25	10 PCS

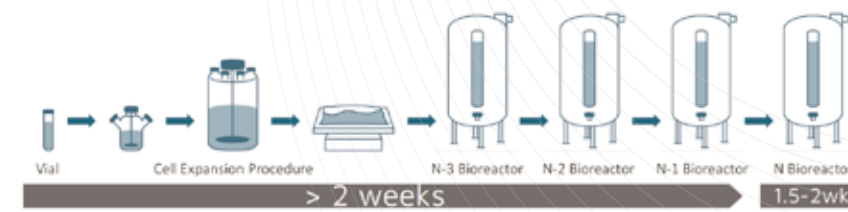


+ Innovaseal® Cryopreservation bags

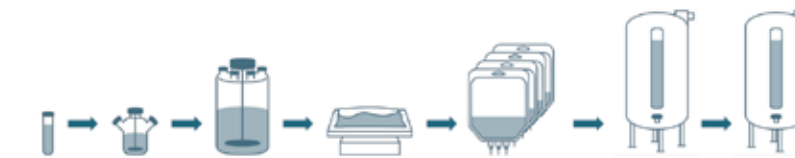
+ Traditional cell culture process

Cell Culture Process

From 2mL to reactor level

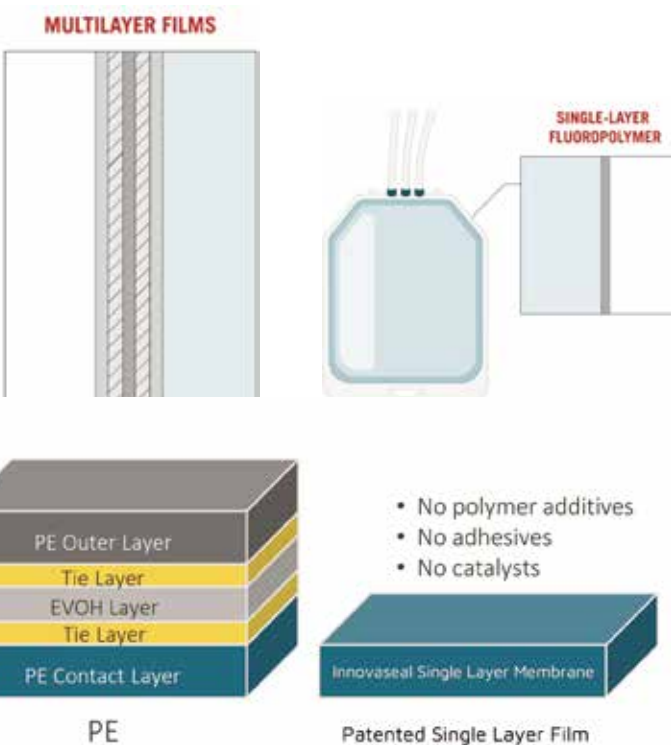
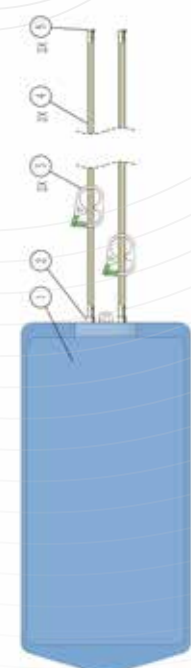


+ Single use system for cell culture



Improved process by using single use bags
 Improved cell culture yield
 Reduce open space operation
 Reduce lot to lot variance
 Ready to use
 Easy to operate

- Longest service life of Innovaseal film material
- Excellent choice where ultra low temperature and good cell culture performance is needed



Single layer film
 Flexible under -200C
 Low E/L level
 Gamma resistance
 Ultra low particulate
 For cryopreservation use

Innovaseal film chemical resistance

Chemical	PE	Innovaseal Film
Dimethyl Sulfoxide (DMSO)	●	●
Hydrofluoric Acid	●	●
Sodium Citrate	●	●
Polyethylene Glycol	●	●
Ethanol	●	●

● Go ● Caution ● Stay ○ Data not found

Operation temperature range of Innovaseal film

-300 -200 -100 0 100 200 300



CHEMICAL RESISTANCE PROPERTIES OF INNOVAPURE® TUBING

This table does not account for any environmental or physical conditions that our products may be exposed to, such as temperature, humidity or pressure, and only reflect the relative ability of various polymer materials to resist specific chemicals. It is highly recommended that the users test the products under their own conditions before using them with specific chemicals. It is the user's responsibility to determine that the product is safe and technically suitable for its intended use. The data presented here is based on a compilation of publicly available chemical resistance data. This table is for comparison purposes only and we make no claims or warranties as to its accuracy. We do not assume any liability in connection with the use of information contained herein or otherwise.

NOTE: Innovapure makes no representation or warranty with respect to the susceptibility of any fluid to become contaminated or undergo changes in properties or composition as a result of possible extraction of tubing ingredients by the fluid to be transmitted.

w = Water Alc = Alcohol
* If concentration is not indicated, assume 100% concentration or the maximum percent solubility in water.
** Chemical resistance ratings based on inner liner material.
NOTE: Concentrations of room temperature liquids are given in % volume. Concentrations of room temperature solids are given in % weight.

Legend : A Excellent B Good C Fair D Poor/Not Recommended

Main chemical resistance table with columns: MATERIAL, CAS#, Functional Group, Class/Use, and 18 columns of material grades (Innovapure G, G/W, GWC, F, F/W, S, HP, 1185, 1280, 2300, 2400, 3500, 4365, 4500, 60E, XP, MED 55 / 65, LPE / HDPE, 4000 / P, 5000 / 7000, 6000, 8000, K, PFA/PEEP/PTEE, G / W / P / HP, Innovatex).

Continuation of the main chemical resistance table, listing materials from Antimony Chloride to Chloroacetaldehyde with their respective CAS numbers, functional groups, and class/uses across the same 18 material grades.

Table with columns: MATERIAL, CAS#, Functional Group, Class/Use, and 18 chemical resistance categories (Innovapure® G/GW, GWC, F/FW, S/HP, P, 1185, 1280, 2300/2400, 3500, 4365/4375, 4500, 66E, XP, MED 55/65, LDPE/HDPE, 4000/P, 5000, 7000, 8000, K, PFA/PEP/PTEE, G/M/P/HP, Innovaflex®).

Table with columns: MATERIAL, CAS#, Functional Group, Class/Use, and 18 chemical resistance categories (Innovapure® G/GW, GWC, F/FW, S/HP, P, 1185, 1280, 2300/2400, 3500, 4365/4375, 4500, 66E, XP, MED 55/65, LDPE/HDPE, 4000/P, 5000, 7000, 8000, K, PFA/PEP/PTEE, G/M/P/HP, Innovaflex®).

Table with columns: MATERIAL, CAS#, Functional Group, Class/Use, and 20 columns of chemical resistance grades (e.g., Innovapure® G /GW, Innovapure® GWC, etc.).

Table with columns: MATERIAL, CAS#, Functional Group, Class/Use, and 20 columns of chemical resistance grades (e.g., Innovapure® G /GW, Innovapure® GWC, etc.).



Innovapure®

Product Selection Guide

- 01** The choice of tubing products is often determined according to the application environment and application requirements. There are many factors to consider before determining the tubing material and tubing brand. The points below are listed to help guide you in selecting the appropriate Innovapure® tubing products for your particular application.
- 02** Lifetime and cost: The service conditions faced by the peristaltic pumps are worse than those for ordinary tubing, so the performance requirements for tubing are higher, especially tubing with better resilience will have a longer service life. In the long run, the longer the service life of the tubing, the lower the operating cost. The fewer pump tube replacements, the less maintenance costs and downtime. Pump tube manufacturers should provide test data to support their claimed pump tube life and flow fluctuation range. In any case, when designing a system, engineers should have an understanding of the average life of the tubing so that the end user can plan for preventive maintenance so that the pump tubing can be replaced before it fails. Pump tube suppliers with extensive technical knowledge can provide users with useful information to select the right pump tubing material for the specific application.
- 03** Chemical compatibility: The tubing must have chemical compatibility with the fluid to be pumped in order to have good pumping performance and safety performance. Peristaltic pump tube is in contact with chemical fluid under pressure conditions, should use specially developed for the pump tube chemical resistance table, otherwise it will make the pump tube failure or damage leakage. When the user refers to the chemical resistance table, each component of the solution, not only the main component, should be checked for compatibility with the tube to be used. If a chemical substance is not included in the chemical resistance table, or if the operating environmental conditions of an operation are too different from the conditions specified in the table, you can use immersion tests to obtain more reliable information, or contact our sales engineers.
- 04** Temperature range of the operating environment: The operating temperature range of the pump tube is another important factor to consider. Some tubing, such as silicone rubber, have a wide temperature range and are suitable for both high and low temperature processes, while some tubing are only suitable for a smaller temperature range. Before selecting the tube, the end user should first find out the maximum and minimum temperature in the system, and then ensure that the selected pump tubing works safely in this temperature range. In applications where a gradual increase in temperature is required, the end user should consider the effect of temperature on the chemical resistance and pressure bearing capacity of the pump tube. When the temperature increases, the bearing capacity of the pump tube will decrease.
- 05** Pressure range of use environments: The introduction of pressure-resistant pump tubes has extended the range of peristaltic pumps to unprecedented applications where back pressure is generated when fluid is pushed through a filter or through a flowmeter or valve. Before selecting the tube, the user should first make sure that all the pressure sources in the system are understood and the total pressure of the system has been obtained. When selecting the pump tube for the peristaltic pump, the user should ensure that the pressure in the system does not exceed the recommended working pressure of the pump tube. When the system pressure greatly exceeds the bearing capacity of the pump tubing, the pump tubing will burst and spew out fluid, endangering the safety. After selecting a tube, it should be used to ensure that the pressure is maintained within the pressure range recommended by the manufacturer.
- 06** Size, tolerance and minimum bending radius requirements: the size here mainly refers to the inner diameter and thickness of the pump tube, the size of the pump tube is directly related to the pumping flow, so it is necessary to calculate the best size or the best size range of the pump tube. Tolerance is the allowable error of the size of the pump tube, the smaller the tolerance, the smaller the performance deviation of the pump tube, the better the consistency and repeatability. Some pump tubes have very small manufacturing tolerances, and their dimensional deviations are strictly controlled when extruded. Pump tubes with smaller tolerances are slightly more expensive to manufacture, but are worth the cost compared to the increase in pumping performance. The minimum bending radius usually measures the degree of bending of the tube and needs to be determined according to the operating conditions.

- 07** Hardness, transparency and color requirements: a certain type of peristaltic pump needs a suitable tube or hose hardness with it to achieve the balance of peristaltic pump torque and flow. The Innovapure tubing hardness range is wide and can be freely matched. Whether a transparent tubing should be used depends first on whether the operator needs to observe the condition of the fluid in the tube at any time, and whether the fluid is sensitive to light. If the operator needs to observe the fluid, bubbles, particles, pollution and other conditions in the tube at any time, the transparent tube should be selected, and if the solution is not suitable for exposure. Opaque tubing should be selected.
- 08** Regulatory Requirements Industry Certification Requirements: For the pharmaceutical industry, regulatory certification is essential. In the industry, every item that comes into contact with the final product must meet specific standards and guidelines. For this reason, many pump tube materials are developed in strict accordance with regulatory requirements. These regulations include the United States Pharmacopoeia (USP), the European Pharmacopoeia (EP), the United States Food and Drug Administration (FDA), the United States Department of Agriculture (USDA), and the National Health Foundation (NSF). Of course, it is not enough to claim that certain materials comply with certain regulations. The pump tube manufacturer shall, upon request, provide the user with a certificate proving that the tube complies with this regulation. This allows the user to provide the necessary certificates to prove that the pump system complies with the necessary regulatory permits.
- 09** Whether sterilization and cleaning methods are required: Medical and pharmaceutical customers often need to sterilize tube products before use, and the sterilization methods adopted by different customers are also different. "Innovapure" tubing can basically meet the sterilization of ethylene oxide (ETO), hot steam (Autoclave) and radiation (Gamma radiation) at the same time, to meet the different sterilization needs of customers. At the same time, for pharmaceutical customers, sterilization dose mapping study was carried out according to ISO11137 Vdmax25 method, and BioBurden of production environment was monitored, and a verified dual bags packaging and traceability system was adopted to fully meet the sterilization needs of biopharmaceutical applications.
- 10** Spallation and Extractables & Leachables requirements: Medical and pharmaceutical customers often have specific requirements in their field, such as extremely low spallation to reduce potential contamination risks and the need for extensive leachables studies of tubing materials. To understand the potential impact on the product later, Innovapure's tube products have been subjected to extractables studies in the third party laboratories to provide comprehensive extractables safety recommendations. At the same time, our low spallation grade has a special treatment, the spallation from inner wall is extremely low, effectively reducing the potential risk of contamination, to meet the high-end needs of food, medical and pharmaceutical customers.
- 11** Connection and packaging: The connection of tubes to joints, reactors, mixers, bags etc., is also an aspect to consider. Our products can be matched with popular third-party CPC, Qosina, Nordson and other standard connectors and fittings to form a reliable fluid system, or can be designed to be connected as a whole assembly through the LSR integration solution. According to the special needs of customers, the ID/OD caliber, coil length, marking, printing and packaging of the tube can be customized, please contact sales and service personnel for details.

*If you have any other questions, please contact the sales staff.

Innovapure® Unit conversion

Length, pressure, flow, volume, temperature & speed conversions

Length	Pressure	Flow
1 inches (in)	1 lbs/in ² (psi)	1 liters/min
0.0833 feet (ft)	0.0689 bars	0.2642 gallons/min
0.0278 yards (yds)	6894.757 pascals (pa)	0.0353 cubic feet/min
25.4 millimeters (mm)	6.8947 kilopascals (kpa)	16.6693 cubic centimeters/sec
2.54 centimeters (cm)	0.068 atmospheres (atm)	0.06 cubic meters/h
0.0254 meters (m)	27.7303 inches H2O	
	2.0360 inches Hg at 32°F	

Volume	Temperature	Speed
1 liters (l)	1°C=33.8 °F	1 m/min
0.001 cubic meters (m3)	1 °F =-17.22°C	0.001 km/min
1.8162 pints (dry)		0.06 km/hr
0.9081 quarts (dry)		0.0547 ft/sec
1.0567 quarts (liquid)		3.2811 ft/min
0.227 gallons (dry)		1.6668 cm/sec
0.2642 gallons (liquid)		0.0167 m/sec
61.0233 cubic inches (in3)		
0.0353 cubic feet (f3)		
1000 cubic centimeters (cm3)		

Metric & Imperial Comparison Table

Strength	Stiffness	Length
Convert:	Convert:	Convert:
Newton to kilogram---multiply by 0.1020	kg/mm to lb/in---multiply by 55.9980	inches to meters---multiply by 0.0254
Newtons to pounds --- multiply by 0.2249	Kilograms/mm to Newtons/inch---multiply by 9.8070	mm to m---multiply by 0.0010
Kilograms to Newtons---multiply by 9.8070	lb/in to kg/mm---multiply by 0.0179	inches to feet---multiply by 0.0833
Kilograms to pounds---multiply by 2.2046	lb/in to N/mm---multiply by 0.1751	mm to feet---multiply by 0.0033
Pounds to Newtons --- multiply by 4.4480	Newton/mm to kg/mm---multiply by 0.1020	inches to millimeters ---multiply by 25.4
Pounds to kilograms --- multiply by 0.4536	Newton/mm to lb/in---multiply by 5.7099	mm to inches---multiplied by 0.0394

Pump Section	Peristaltic Pump Tubing					
13#	14#	16#	25#	17#	18#	
Inside diameter	0.8 mm (0.03")	0.8 mm (0.03")	3.1 mm (0.12")	4.8 mm (0.19")	6.4 mm (0.25")	7.9 mm (0.31")
Adaptive plug size	1.6 mm (1/16")	1.6 mm (1/16")	3.2 mm(1/8")	4.8 mm (1/16")	6.4 mm (1/4")	9.5 mm (3/8")
Flow range (predicted value) 01-600rpm corresponding flow	0.06 to 36 mL/min	0.06 to 36 mL/min	0.8 to 480 mL/min	1.7 to 1000 mL/min	2.8 to 1700 mL/min	3.8 to 2300 mL/min
Withstand voltage	2.7 bar (40 psig)		2.7 bar (40 psig)	2.4 bar (35 psig)	1.4 bar (20 psig)	1.0 bar (15 psig)
Vacuum	660 mm Hg (26" Hg)		660 mm Hg (26" Hg)		510 mm Hg (20" Hg)	
Suction lift	8.8 m H ₂ O (29 ft H ₂ O)		8.8 m H ₂ O (29 ft H ₂ O)		6.7 m H ₂ O (22 ft H ₂ O)	

Pump Section	Peristaltic Pump Tubing			
15#	24#	35#	36#	
Inner diameter	4.8 mm (0.19")	6.4 mm (0.25")	7.9 mm (0.31")	9.7 mm (0.38")
Adaptive plug size	4.8 mm (1/16")	6.4 mm(1/4")	9.5 mm (1/8")	9.5 mm (1/8")
Flow range (predicted value) 01-600rpm corresponding flow	1.7 to 1000 mL/min (1.8 to 1100 mL/min)	2.8 to 1700 mL/min (3.0 to 1800 mL/min)	3.8 to 2300 mL/min (4.3 to 2600 mL/min)	4.8 to 2900 mL/min (5.8 to 3400 mL/min)
Withstand voltage	2.7 bar (40 psig)		2.4 bar (35 psig)	1.4 bar (20 psig)
Vacuum	660 mm Hg (26" Hg)		660 mm Hg (26" Hg)	610 mm Hg (24" Hg)
Suction lift	8.8 m H ₂ O (29 ft H ₂ O)		8.8 m H ₂ O (29 ft H ₂ O)	8.3 m H ₂ O (27 ft H ₂ O)

Pump Section	Peristaltic Pump Tubing			Peristaltic Pump Tubing		
26#	73#	82#	70#	88#	89#	
Inner diameter	6.4 mm (0.25")	9.5 mm (0.37")	12.7 mm (0.5")	9.5 mm (0.37")	12.7 mm (0.5")	15.88 mm (0.62")
Adaptive plug size	6.4 mm (1/4")	9.5 mm (1/8")	12.7 mm(1/2")	9.5 mm(1/8")	12.7 mm (1/2")	15.88 mm (1/4")
Flow range (predicted value) 01-600rpm corresponding flow	0.01 to 4 LPM (0.002 to 1.1 GPM)	0.02 to 13 LPM (0.005 to 3.5 GPM)	0.02 to 13 LPM (0.002 to 2.1 GPM)	0.01 to 8 LPM (0.005 to 4.5 GPM)	0.02 to 17 LPM (0.005 to 4.5 GPM)	0.03 to 19 LPM (0.007 to 5.0 GPM)
withstand voltage	2.7 bar (40 psig)	1.4 bar (20 psi)	2.7 bar (40 psi)	2.4 bar (35 psi)	2.4 bar (35 psi)	1.4 bar (20 psi)
Vacuum	660 mm Hg (26" Hg)	510 mm Hg (20" Hg)	660 mm (Hg 26" Hg)	660 mm (Hg 26" Hg)	610 mm Hg (24" Hg)	610 mm Hg (24" Hg)
Suction lift	8.8 m H ₂ O (29 ft H ₂ O)	7.0 m H ₂ O (23 ft H ₂ O)	8.8 m H ₂ O (29 ft H ₂ O)	8.8 m H ₂ O (29 ft H ₂ O)	8.2 m H ₂ O (27 ft H ₂ O)	8.2 m H ₂ O (27 ft H ₂ O)

*Results are based on the following test conditions: 0 psi at inlet, 0.5 psi at outlet; water temperature at 22°C (72°F).
 *Actual performance varies depending on tubing formulation—values shown are for firm tubing.

+ Full name of relevant certification

- * USP ClassVI (United States Pharmacopoeia medical level 6 certification)
- * ISO 10993-4 (Biological Assessment of Medical Equipment Part 4)
- * ISO10993-5 (Biological Value of Medical Devices Part 5)
- * EC 2002/72/EC (EU food contact plastic materials and products testing)
- * FDA (National Food and Drug Administration)
- * NSF 51 (NSF51 drinking water safety test)



+ Disclaimer

The data contained in this document is provided as a general information note in good faith. At the time of publication, we believed these data to be accurate. Purchasers or users should check with our technical service and sales department to verify the suitability of an application. Before using, you should carefully examine whether the free possession, use and sale comply with

national or local intellectual property rights, laws and regulations. The products of Suzhou Innovapure Co., Ltd. cannot be used under any circumstances for cosmetic, plastic surgery, or any other temporary or permanent body implant applications. Information contained in this document is subject to change without notice.

